

The background features a large, stylized logo graphic consisting of several overlapping, glowing red and grey rings that resemble an atomic model or a complex network structure. The top half of the image is dark grey, and the bottom half is red.

YOUR GLOBAL LEADER IN
POWER + DATA TRANSMISSION

 | Altronix[®] PRODUCT GUIDE

SECURITY | ACCESS | FIRE | SURVEILLANCE

Merging infrastructure with emerging technology.™

Your global leader in power and data transmission solutions for professional Security, Surveillance, Access and Fire applications, Altronix designs and manufactures innovative solutions that integrate Fiber, Ethernet (CAT5/6), UTP and Coax infrastructure – while providing PoE for IP devices.

Our comprehensive line of power products and peripherals also offer remote network management capabilities to ensure your system is up and running at optimal levels. Altronix products feature the quality, reliability and unparalleled customer support that have been associated with us for over 35 years.

TABLE OF CONTENTS

access power supply/chargers

300 Series	111-112
400 Series	113-114
600 Series	115-116
1012 Series	23-24
1024 Series	117-118
Access Control Distribution/Accessories	52-53
Access Power Controllers w/Power Supply Chargers (UL)	30-31
Distributed Control Panel Power Units	101
eFlow - Enhanced Power Supply/Chargers	20-21, 104-110
eFlow - Enhanced Access Power Controllers	38-39
Maximal Fit	40-45
Maximal	46-49
Maximal - Rack Mount Access Power Controllers	50
Off-line Switching (UL)	19
Power Supply/Chargers with Fire Alarm Interface (UL)	27, 120
Single Output Power Supply/Chargers	22
Strikelt - Panic Device Power Controllers	99-100
Switch Mode Power Supply/Chargers (UL)	18
Triple Voltage Output (UL)	102
Two (2) Output Switching (UL)	25-26

access power / accessory modules

Access Power Controllers	28-29, 53
Entrada - FACP Adapters for Network IP Door Controllers	121
LINQ - Network Communication / Distribution Modules	33-37
Power Distribution Module with Fire Alarm Interface	119
Power Distribution Modules	204-205

access power & integration

Tango - PoE Driven Power Supply	95-98
Trove - Enclosures and Backplanes	54-93

surveillance

AC Power Supplies	173-177
Combination AC/DC Power Supplies	179
DC Power Supplies	180-183
eBridge - Ethernet Over Coax Solutions	132-142
HubWay - UTP Transceiver Hubs	170-171
HubWay - Video Balun/Combiners	173
Isolated Rack Mount AC Power Supplies	196
Isolated AC Power Supplies	178
NetWay - Power Over the Ethernet	162-169
NetWay Spectrum - Fiber Solutions	145-161
Outdoor AC Power Supplies	184-185
Pace - Long Range Ethernet	129-131
Rack Mount AC Power Supplies	194-195
Rack Mount DC Power Supplies	197-198
Sav - DC Power Supplies	183-184
VertiLine - 56V Power Supply/Charger	143
VertiLine - Rack Mount Power Supplies	190-193
WayPoint - Outdoor AC/DC Power Supplies	186-188

fire power

FireSwitch - Networked NAC Power Extenders	123
NAC Power Extenders	124-125
Rack NAC Power Extenders	126-127

TABLE OF CONTENTS

fire alarm power supply/chargers

300 Series	111-112
400 Series	113-114
600 Series	115-116
1024 Series	117-118
eFlow - Enhanced Power Supply/Chargers	20-21, 104-110
Off-line Switching (UL)	19
Power Supply/Chargers with Fire Alarm Interface (UL) ..	27, 120
Switch Mode Power Supply/Chargers (UL)	18
Triple Voltage Output (UL)	102

general purpose power supply/chargers

Dual Output Off-Line Switching	14
Linear	6-7
Siren Drivers	17
Supervised Linear	8
Supervised Off-line Switching	13
Supervised Switch Mode	11-12
Switch Mode	9-10

relays/timers

Annual Event Timers	202
Door Timers	204
Multi-function Timers	203
Networked Annual Event Timer	199
Relay Modules	205-207
Tempo2 - Universal Two Stage Timer	201

din rail products

DIN Rail	66, 218
Power Distribution Modules	208
Power Supply/Chargers	208
Relays with Base	205
Timers	209

automation/accessories

Low Power Disconnect Module	17
Outdoor Pole Mount Kit	189, 217
Power Conversion Modules	
Voltage Boosters	16
Voltage Regulators	15, 52
Batteries	217
Component Accessories	217-218
Power Distribution Modules	210-211
Power Supply/Battery/Accessory Enclosures	215-216
Power Supply Cover	93, 214
AC Transformers	212-213

Agency Listing Glossary	219
Lifetime Warranty	220
Product Index	221-226

LINEAR POWER SUPPLY/CHARGERS

Power Supply Board

AL624

- 1.2 amp @ 6VDC/12VDC or 0.75 amp @ 24VDC.
- 12, 16 or 24VAC input
(refer to Transformer Pg. 206).

Board dimensions: 3"L x 2.5"W x 1.5"H

Power Supply with Enclosure

AL624E

- 1.2 amp @ 6VDC/12VDC or 0.75 amp @ 24VDC.
- 12, 16 or 24VAC input
(refer to Transformer Pg. 206).
- Fits one (1) 12VDC/7AH or two (2) 12VDC/4AH batteries.

Enclosure dimensions: 8.5"H x 7.5"W x 3.5"D

Features:

- Filtered and electronically regulated output(s).
- Short circuit and thermal overload protection.
- PTC battery protection.
- Built-in charger for sealed lead acid or gel type batteries.
- Automatic switch over to stand-by battery when AC fails.
- AC input and DC output LED indicators.
- Includes battery leads.

AL62412C

- 1.2 amp @ 12VDC.
- Kit includes: one (1) AL624, one (1) 12VDC/4AH rechargeable battery, one (1) 16.5VAC/20VA Class 2 Rated plug-in transformer.

AL62412CX

- 1.2 amp @ 12VDC.
- Kit includes: one (1) AL624, one (1) 12VDC/7AH rechargeable battery, one (1) 16.5VAC/20VA Class 2 Rated plug-in transformer.

Power Supply Kits

AL62424C

- 0.75 amp @ 24VDC.
- Kit includes: one (1) AL624, two (2) 12VDC/4AH rechargeable batteries, one (1) 24VAC/40VA Class 2 Rated plug-in transformer.



LINEAR POWER SUPPLY/CHARGERS

Power Supply Board

LPS3

- 2.5 amp @ 12VDC or 24VDC.
- 16 or 24VAC input
(refer to Transformer Pg. 206).

Board dimensions: 4"L x 6.5"W x 2"H

Power Supply with Enclosure

LPS3C12X

- 2.5 amp @ 12VDC.
 - Includes transformer and cam lock.
 - Fits two (2) 12VDC/12AH batteries.
- Enclosure dimensions: 15.5"H x 12.23"W x 4.5"D

Power Supply with Enclosure

LPS3C24X

- 2.5 amp @ 24VDC.
 - Includes transformer and cam lock.
 - Fits two (2) 12VDC/12AH batteries.
- Enclosure dimensions: 15.5"H x 12.23"W x 4.5"D

LPS5C12X

- 3.5 amp @ 12VDC.
 - AC fail and low battery supervision.
 - Includes transformer and cam lock.
 - Fits two (2) 12VDC/7AH batteries.
- Enclosure dimensions: 13.5"H x 13"W x 3.25"D

LPS5C24X

- 3.5 amp @ 24VDC.
 - AC fail and low battery supervision.
 - Includes transformer and cam lock.
 - Fits two (2) 12VDC/7AH batteries.
- Enclosure dimensions: 13.5"H x 13"W x 3.25"D

Power Supply with Outdoor Enclosure

LPS3WP12

- 2.5 amp @ 12VDC.
 - NEMA 4/IP65 Rated enclosure for outdoor use.
 - Includes transformer.
- Enclosure dimensions: 12"H x 8"W x 6"D

LPS3WP24

- 2.5 amp @ 24VDC.
 - NEMA 4/IP65 Rated enclosure for outdoor use.
 - Includes transformer.
- Enclosure dimensions: 12"H x 8"W x 6"D

*PMK1 - Pole Mount Kit available,
see pages 183, 209*

Features:

- 115VAC 50/60Hz input (excludes LPS3).
- 5 amp on demand (LPS5C12X and LPS5C24X - 8 amp on demand).
- Filtered and electronically regulated output(s).
- Short circuit and thermal overload protection.
- Fused battery protection (PTC available).
- Built-in charger for sealed lead acid or gel type batteries.
- Automatic switch over to stand-by battery when AC fails.
- AC input and DC output LED indicators
- Includes battery leads.

SUPERVISED LINEAR POWER SUPPLY/CHARGERS

LPS3AC

- 2.5 amp @ 12VDC or 24VDC.
- 5 amp on demand.
- AC fail supervision.
- Fused battery protection (PTC available).
- 16 or 24VAC input

(refer to Transformer Pg. 206).

Board dimensions:

4"L x 6.5"W x 2"H

PM212

- 1 amp @ 12VDC.
- AC fail supervision.
- PTC battery protection.
- AC fail and low battery supervision.
- 16VAC input

(refer to Transformer Pg. 206).

Board dimensions:

5.25"L x 2.75"W x 1.5"H

PM224

- 0.75 amp @ 24VDC.
- AC fail supervision.
- PTC battery protection.
- AC fail and low battery supervision.
- 24VAC input

(refer to Transformer Pg. 206).

Board dimensions:

5.25"L x 2.75"W x 1.5"H

Features:

- Filtered and electronically regulated output.
- Short circuit and thermal overload protection.
- Built-in charger for sealed lead acid or gel type batteries.
- Automatic switch over to stand-by battery when AC fails.
- AC input and DC output LED indicators.
- Includes battery leads.



PM212

SWITCH MODE POWER SUPPLY/CHARGERS

Power Supply Board

SMP3

- 2.5 amp @ 6VDC, 12VDC or 24VDC.
- 12 to 28VAC input
(refer to Transformer Pg. 206).

Board dimensions: 3.5"L x 3"W x 2"H

Power Supply with Enclosure

SMP3E

- 2.5 amp @ 6VDC, 12VDC or 24VDC.
- 12 to 28VAC input
(refer to Transformer Pg. 206).
- Fits one (1) 12VDC/7AH or
two (2) 12VDC/4AH batteries.

Enclosure dimensions: 8.5"H x 7.5"W x 3.5"D

SMP312C

- 2.5 amp @ 12VDC.
- Kit includes: one (1) SMP3,
one (1) 12VDC/4AH rechargeable battery &
one (1) 16.5VAC/40VA Class 2 Rated
plug-in transformer.

Power Supply Kit

SMP312CX

- 2.5 amp @ 12VDC.
- Kit includes one (1) SMP3,
one (1) 12VDC/7AH rechargeable battery &
one (1) 16.5VAC/40VA Class 2 Rated
plug-in transformer.

Features:

- CE Approved.
- Filtered and electronically regulated output.
- Short circuit and thermal overload protection.
- Built-in charger for sealed lead acid or gel type batteries.
- Automatic switch over to stand-by battery when AC fails.
- AC input and DC output LED indicators.
- Includes battery leads.



SMP3E

SWITCH MODE POWER SUPPLY/CHARGERS

*Power Supply Board***SMP5**

- 4 amp @ 6VDC, 12VDC or 24VDC.
- 12 to 28VAC input
(refer to Transformer Pg. 206).

Board dimensions: 3.5"L x 2.75"W x 1.75"H

SMP7

- 6 amp @ 12VDC or 24VDC.
- 16 to 28VAC input
(refer to Transformer Pg. 206).

Board dimensions: 7"L x 4.25"W x 1.75"H

SMP10

- 10 amp @ 12VDC or 24VDC.
- 16 to 28VAC input
(refer to Transformer Pg. 206).

Board dimensions: 7"L x 4.25"W x 2.3"H

*Power Supply with Enclosure***SMP7CTX**

- 115VAC 50/60Hz. input
- 6 amp @ 12VDC or 24VDC.
- Includes transformer and cam lock.
- Fits two (2) 12VDC/7AH batteries.

Enclosure dimensions:
13.5"H x 13"W x 3.25"D

SMP10C12X

- 115VAC 50/60Hz. input
- 10 amp @ 12VDC.
- Includes transformer and cam lock.
- Fits two (2) 12VDC/7AH batteries.

Enclosure dimensions:
13.5"H x 13"W x 3.25"D

SMP10C24X

- 115VAC 50/60Hz. input
- 10 amp @ 24VDC.
- Includes transformer and cam lock.
- Fits two (2) 12VDC/12AH batteries.

Enclosure dimensions:
15.5"H x 12.23"W x 4.5"D

10

Features:

- CE Approved.
- Filtered and electronically regulated output.
- Short circuit and thermal overload protection.
- Built-in charger for sealed lead acid or gel type batteries.
- Zero voltage drop upon transfer to battery backup (excludes SMP5).
- Automatic switch over to stand-by battery when AC fails.
- AC input and DC output LED indicators.
- Includes battery leads.



SUPERVISED SWITCH MODE POWER SUPPLY/CHARGERS

SMP3PM

- 2.5 amp @ 12VDC or 24VDC.
- AC fail and low battery supervision.
- 16 to 28VAC input

(refer to Transformer Pg. 206).

Board dimensions: 7"L x 4"W x 1.5"H

SMP5PM

- 4 amp @ 12VDC or 24VDC.
- AC fail and low battery supervision.
- 24 or 28VAC input

(refer to Transformer Pg. 206).

Board dimensions: 7"L x 4"W x 1.55"H

SMP7PM

- 6 amp @ 12VDC or 24VDC.
- AC fail, low battery and battery presence supervision.
- 24 or 28VAC input

(refer to Transformer Pg. 206).

Board dimensions: 7"L x 4"W x 1.5"H

SMP10PM

- 10 amp @ 12VDC or 24VDC.
- AC fail, low battery and battery presence supervision.
- 24 or 28VAC input

(refer to Transformer Pg. 206).

Board dimensions: 7"L x 4"W x 2"H

Features:

- CE Approved.
- Filtered and electronically regulated output(s).
- Short circuit and thermal overload protection.
- Built-in charger for sealed lead acid or gel type batteries.
- Zero voltage drop upon transfer to battery backup.
- Automatic switch over to stand-by battery when AC fails.
- AC input and DC output LED indicators.
- Includes cam lock and battery leads.



SMP5PM

SUPERVISED SWITCH MODE POWER SUPPLY/CHARGERS WITH ENCLOSURE

SMP3PMCTX

- Universal 115/230VAC input.
- 2.5 amp @ 12VDC or 24VDC.
- AC fail and low battery supervision.
- Fits two (2) 12VDC/7AH batteries.

Enclosure dimensions:
13.5"H x 13"W x 3.25"D

SMP5PMCTX

- Universal 115/230VAC input.
- 4 amp @ 12VDC or 24VDC.
- AC fail and low battery supervision.
- Fits two (2) 12VDC/7AH batteries.

Enclosure dimensions:
13.5"H x 13"W x 3.25"D

SMP7PMCTX

- 115VAC input.
- 6 amp @ 12VDC or 24VDC.
- AC fail and low battery supervision.
- Fits two (2) 12VDC/7AH batteries.

Enclosure dimensions:
13.5"H x 13"W x 3.25"D

SMP10PMC12X

- 115VAC input.
- 10 amp @ 12VDC.
- AC fail and low battery supervision.
- Fits two (2) 12VDC/7AH batteries.

Enclosure dimensions:
13.5"H x 13"W x 3.25"D

SMP10PMC24X

- 115VAC input.
- 10 amp @ 24VDC.
- AC fail and low battery supervision.
- Fits two (2) 12VDC/7AH batteries.

Enclosure dimensions:
13.5"H x 13"W x 3.25"D

Units available with power distribution modules installed - four (4), eight (8) or sixteen (16) fuse or PTC protected outputs.

12

Features:

- CE Approved.
- Filtered and electronically regulated output(s).
- Short circuit and thermal overload protection.
- Built-in charger for sealed lead acid or gel type batteries.
- Zero voltage drop upon transfer to battery backup.
- Automatic switch over to stand-by battery when AC fails.
- AC input and DC output LED indicators.
- Includes cam lock and battery leads.



SMP7PMCTX

SUPERVISED OFF-LINE SWITCHING POWER SUPPLY/CHARGERS

OLS20

- 115VAC input.
 - 1 amp @ 12VDC or 0.5 amp @ 24VDC.
 - This model is not supervised.
- Board dimensions: 3.1"L x 2.6"W x 1.3"H

OLS75

- Universal 115/230VAC input.
 - 2.5 amp @ 12VDC or 24VDC.
- Board dimensions:
7.5"L x 4.125"W x 2.125"H

OLS120

- Universal 115/230VAC input.
 - 4 amp @ 12VDC or 24VDC.
- Board dimensions: 7.25"L x 4.5"W x 1.75"H

OLS180

- CE Approved.
 - 115VAC input.
 - 6 amp @ 12VDC or 24VDC.
- Board dimensions: 8.1"L x 4.1"W x 2.125"H

**OLS180-220**

- OLS180 with 220VAC input.

OLS200

- CE Approved.
 - 115VAC input.
 - 10 amp @ 12VDC.
- Board dimensions: 7.25"L x 4.5"W x 2"H

OLS200-220

- OLS200 with 220VAC input.

OLS250

- CE Approved.
 - 115VAC input.
 - 10 amp @ 24VDC.
- Board dimensions: 7.25"L x 4.5"W x 2"H

OLS250-220

- OLS250 with 220VAC input.

**OLS350**

- CE Approved.
 - 115VAC input.
 - 12 amp @ 24VDC.
- Board dimensions: 7.5"L x 4.5"W x 1.75"H

OLS350-220

- OLS350 with 220VAC input.



OLS250

PSC1- Power Supply Cover available, see page 215

13

Features:


- AC fail and low battery supervision (excludes OLS20).
- Built-in transformer.
- Filtered and electronically regulated output(s).
- Short circuit and thermal overload protection.
- Built-in charger for sealed lead acid or gel type batteries.
- Automatic switch over to stand-by battery when AC fails.
- Zero voltage drop upon transfer to battery backup.
- AC input and DC output LED indicators.
- Includes battery leads.

DUAL OUTPUT OFF-LINE SWITCHING POWER SUPPLY/CHARGERS

OLS120D2

- Universal 115/230VAC input.
- Output Options:
 - 24VDC @ 3 amp [DC1]
 - 12VDC @ 1 amp [DC2]
 - DC1: 12/24VDC @ 4 amp (if DC2 is not used)

Board dimensions: 7.25"L x 4.5"W x 1.75"H



OLS120D2

PSC1- Power Supply Cover available, see page 215

Features:

- AC fail and low battery supervision.
- Built-in transformer.
- Filtered and electronically regulated output(s).
- Short circuit and thermal overload protection.
- Built-in charger for sealed lead acid or gel type batteries.
- Automatic switch over to stand-by battery when AC fails.
- Zero voltage drop upon transfer to battery backup.
- AC input and DC output LED indicators.
- Includes battery leads.

OLS120D2X

- OLS120D2 in enclosure.
- Fits two (2) 12VDC/7AH batteries.

Enclosure dimensions:
13.5"H x 13"W x 3.25"D



OLS120D2X

POWER CONVERSION MODULES

Voltage Regulators

VR1T

- Converts a 24VAC or 24VDC input into a regulated 12VDC output.
- 1 amp of continuous supply current output.
- Spring terminal blocks.

VR1TM5

- Converts a 24VAC or 24VDC input into a regulated 5VDC output.
- 1 amp of continuous supply current output.
- Spring terminal blocks.

VR2T

- Converts a 24VAC or 24VDC input into a regulated 12VDC output.
- 0.5 amp of continuous supply current output.
- Spring terminal blocks.

VR3T

- Converts a 24VDC input into a regulated 12VDC output.
- 2 amp of continuous supply current output.
- Screw terminal block (removable).

Features:

- CE Approved.
- Built-in overload protection.
- Electronically filtered and regulated output.
- Power LED indicator.
- Compensates for voltage drop due to long wire runs.
- High impact insulated housing.
- Compact design allows for integration in a wide range of camera housings.



VR4T

- Converts a 24VDC input into a regulated 12VDC output.
- 3 amp of continuous supply current output.
- Screw terminal block (removable).



VR5T


- Converts a 24VAC or 24VDC input into a regulated 12VDC output.
- 3 amp of continuous supply current output.
- Spring terminal blocks.
- Screw mounting.

VR5BT

VR5T w/Built-in charger for sealed lead acid or gel type batteries.

VR6

- Converts a 24VDC input into a regulated 5VDC or 12VDC output.
- Input: 24VDC @ 1.75A
– Output: 5VDC @ 6A
- Input: 24VDC @ 3.5A
– Output: 12VDC @ 6A
- Surge suppression.
- VR6 reduces the cost of adding another power supply.
- Stackable mounting configuration saves valuable enclosure space.
- ACMS8/PDS8 are designed to piggyback onto the VR6 making an instant plug-in connection via common standoffs.



POWER CONVERSION MODULES

*Voltage Boosters***VB1**

- Converts a 12VDC-24VDC input into a regulated 24VDC output.
- 0.75 amp of continuous supply current output.
- Modular connector/cable assembly.

VB1T

- Converts a 12VDC-24VDC input into a regulated 24VDC output.
- 0.75 amp of continuous supply current output.
- Screw terminals.



VB1T

Features:

- CE Approved.
- Built-in overload protection.
- Electronically filtered and regulated output.
- Power LED indicator.
- Compensates for voltage drop due to long wire runs.
- High impact insulated housing.
- Compact design allows for integration in a wide range of camera housings.

Voltage Booster applications:

- Power for 24VDC Access Control devices from a 12VDC power source.

VB6

- UL Listed in the U.S. and Canada for Information Technology Equipment, CE Approved.
- Converts a 24VDC input into a regulated 56VDC output.
- 56VDC at 30W total power.
- Facilitates connection for up to two (2) devices.
- Screw terminals.



SIREN DRIVERS

ALSD1

- 6VDC or 12VDC operation.
- Parallel or series speaker wiring:
 - 113 db @ 10ft. @ 6 volts - 8 Ohms
 - 115 db @ 10ft. @ 6 volts - 4 Ohms
 - 116 db @ 10ft. @ 12 volts - 8 Ohms
 - 120 db @ 10ft. @ 12 volts - 4 Ohms
- Current draw range from .5 amp to 1.8 amp based on speaker resistance and supply voltage.

Board dimensions: 2.75"L x 1.75"W x 1.1"H

ALSD2

- 6VDC or 12VDC operation.
- Parallel or series speaker wiring:
 - 103 db @ 10 ft. @ 6 volts - 8 Ohms
 - 105 db @ 10 ft. @ 6 volts - 4 Ohms
 - 106 db @ 10 ft. @ 12 volts - 8 Ohms
 - 111 db @ 10 ft. @ 12 volts - 4 Ohms
- Current draw range from .3 amp to 1.22 amp based on speaker resistance and supply voltage.

Board dimensions: 1.75"L x 2.75"W x 1.1"H



ALSD1

Features:

- Two (2) channel operation (steady or yelp).
- High output.
- Very low current draw.


17

LOW POWER DISCONNECT MODULE

LPD

- Low voltage cutoff:
 - 12VDC - 10.5 volts (+/- 0.3 volts)
 - 24VDC - 20 volts (+/- 0.3 volts).

- Restore voltage threshold:
 - 12VDC - 11.5 volts (+/- 0.3 volts)
 - 24VDC - 23 volts (+/- 0.3 volts).
 - 12VDC or 24VDC input.
- Board dimensions: 2.75"L x 2.2"W x 1"H



LPD

LPD applications:

- Security, access control, etc.

SWITCH MODE POWER SUPPLY/CHARGERS

AL125ULB

- UL Recognized for Access.
- 1 amp @ 12VDC or 24VDC.
- Two (2) Class 2 Rated power-limited outputs.
 - One (1) Fail-Safe/Fail-Secure lock output (switched).
 - One (1) auxiliary power output (unswitched).
- Access Control trigger input.
- Supervised Fire Alarm Disconnect (latching with reset or non-latching).
- AC fail supervision.
- 24VAC input (*transformer required*).

Board dimensions: 3.1"L x 3.9"W x 1.4"H

18 **AL175ULB**

- UL Recognized for Access.
- 1.75 amp @ 12VDC or 24VDC.
- Two (2) Class 2 Rated power-limited outputs.
 - One (1) Fail-Safe/Fail-Secure lock output (switched).
 - One (1) auxiliary power output (unswitched).
- Dry trigger Fire Alarm disconnect/Access Control input.
- Aux. relay output.
- AC fail supervision.
- 28VAC input (*transformer required*).

Board dimensions: 3.1"L x 5.8"W x 1.5"H

AL176ULB

- UL Recognized for Access.
- 1.75 amp @ 12VDC or 24VDC.
- Class 2 Rated power-limited output.
- AC fail and low battery supervision.
- 28VAC input.

Board dimensions: 3.1"L x 5.3"W x 1.4"H

AL400ULB

- UL Recognized for Access, Burglar Alarm, Nurse Call and Fire.
- 4 amp @ 12VDC or 3 amp @ 24VDC.
- Class 2 Rated power-limited output.
- AC fail, and low battery supervision.
- 24 or 28VAC input (*transformer required*).

Board dimensions: 4.1"L x 7.1"W x 1.75"H

AL600ULB

- UL Recognized for Access and Fire.
- 6 amp @ 12VDC or 24VDC.
- non power-limited output.
- AC fail, low battery and battery presence supervision.
- Two (2) 28VAC inputs (*transformer required*).

Board dimensions:

4.3"L x 7.1"W x 2.3"H

Features:

- 115VAC 60Hz. input.
- Filtered and electronically regulated output(s).
- Short circuit and thermal overload protection.
- Built-in charger for sealed lead acid or gel type batteries.
- Zero voltage drop upon transfer to battery backup.
- Automatic switch over to stand-by battery when AC fails.
- AC input and DC output LED indicators.
- Includes battery leads.



AL175ULB

OFF-LINE SWITCHING POWER SUPPLY/CHARGERS

AL400ULXB2

- UL Listed Sub-Assembly in the U.S. for Access, Burglar Alarm, Nurse Call and Fire, UL Listed Sub-Assembly in Canada for Access.
 - 4 amp @ 12VDC or 3 amp @ 24VDC.
 - Class 2 Rated power-limited output.
- Board dimensions: 4.5"L x 7.1"W x 1.44"H

AL600ULXB

- UL Listed Sub-Assembly in the U.S. for Access, Burglar Alarm and Fire, UL Listed Sub-Assembly in Canada for Access.
 - 6 amp @ 12VDC or 24VDC.
 - Non power-limited output.
- Board dimensions: 4.5"L x 7.8"W x 2.15"H

AL1012ULXB


- UL Listed Sub-Assembly in the U.S. and Canada for Access.
 - 10 amp @ 12VDC.
 - Non power-limited output.
- Board dimensions: 5.1"L x 7.25"W x 1.75"H

AL1024ULXB2

- UL Listed Sub-Assembly in the U.S. for Access, Burglar Alarm and Fire, UL Listed Sub-Assembly in Canada for Access.
 - Access Control Applications:
10 amp @ 24VDC
 - Fire Alarm Applications:
8 amp @ 24VDC continuous
with 10 amp during alarm.
 - Non power-limited output.
- Board dimensions: 4.5"L x 8.25"W x 1.5"H

Features:

- 115VAC 60Hz. input.
- Built-in transformer.
- Filtered and electronically regulated output(s).
- Short circuit and thermal overload protection.
- Built-in charger for sealed lead acid or gel type batteries.
- Zero voltage drop upon transfer to battery backup.
- Automatic switch over to stand-by battery when AC fails.
- AC fail, low battery and battery presence supervision.
- AC input and DC output LED indicators.
- Includes battery leads.



AL400ULXB2

PSC1 - Power Supply Cover available, see page 215



ENHANCED POWER SUPPLY/CHARGERS

eFlow3NB

- UL Recognized in the U.S. and Canada for Access Control and Burglar. UL Recognized in the U.S. for Fire.
 - Two (2) 12VDC or 24VDC Class 2 Rated power-limited outputs:
 - Switched main (affected by fire alarm)
 - Unswitched aux. (continuous power)
 - 2 amp total supply current.
- Board dimensions: 4.63"L x 7.5"W x 1.6"H

eFlow4NB

- UL Listed Sub-Assembly in the U.S. and Canada for Access Control and Burglar. UL Listed Sub-Assembly in the U.S. for Fire.
 - Two (2) 12VDC or 24VDC Class 2 Rated power-limited outputs:
 - Switched main (affected by fire alarm)
 - Unswitched aux. (continuous power)
 - 4 amp total supply current.
- Board dimensions: 4.63"L x 7.5"W x 1.6"H


eFlow6NB

- UL Listed Sub-Assembly in the U.S. and Canada for Access Control and Burglar. UL Listed Sub-Assembly in the U.S. for Fire.
 - Two (2) 12VDC or 24VDC power outputs
 - Switched main (affected by fire alarm)
 - Unswitched aux. (continuous power)
 - 6 amp total supply current.
- Board dimensions: 4.63"L x 7.5"W x 1.6"H

20

Features:

- 120VAC 60Hz. input.
- Additional aux. power-limited output rated @ 1 amp (unswitched).
- Over voltage protection.
- Supervised Fire Alarm disconnect (latching or non-latching).
- Low power cutoff - protects stand-by batteries from deep discharge.
- Built-in charger for sealed lead acid or gel type batteries.
- Zero voltage drop upon transfer to battery backup.
- Automatic switch over to stand-by battery when AC fails.
- AC fail, low battery and battery presence supervision.



EFLOW3NB

* Above models available mounted in enclosure - refer to pgs. 98-104 for further info.



ENHANCED POWER SUPPLY/CHARGERS

eFlow102NB

- UL Listed Sub-Assembly in the U.S. and Canada for Access Control.
- Two (2) 12VDC power outputs
 - Switched main (affected by fire alarm)
 - Unswitched aux. (continuous power)
- 10 amp total supply current.

Board dimensions: 4.63"L x 7.625"W x 1.875"H

eFlow104NB

- UL Listed Sub-Assembly in the U.S. and Canada for Access Control and Burglar. UL Listed Sub-Assembly in the U.S. for Fire.
- Two (2) 24VDC power outputs
 - Switched main (affected by fire alarm)
 - Unswitched aux. (continuous power)
- 10 amp total supply current.


Board dimensions: 4.63"L x 8.25"W x 1.6"H

Features:

- 120VAC 60Hz. input.
- Additional aux. power-limited output rated @ 1 amp (unswitched).
- Over voltage protection.
- Supervised Fire Alarm disconnect (latching or non-latching).
- Low power cutoff - protects stand-by batteries from deep discharge.
- Built-in charger for sealed lead acid or gel type batteries.
- Zero voltage drop upon transfer to battery backup.
- Automatic switch over to stand-by battery when AC fails.
- AC fail, low battery and battery presence supervision.

* Above models available mounted in enclosure - refer to pgs. 98-104 for further info.

PSC1 - Power Supply Cover available, see page 215



EFLOW102NB

SINGLE OUTPUT POWER SUPPLY/CHARGERS

AL100UL

- UL Listed in the U.S. and Canada for Access Control and Burglar Alarms.
 - 0.75 amp @ 12VDC.
 - Fits one (1) 12VDC/7AH or two (2) 12VDC/4AH batteries.
 - Plug-in transformer required.*
- Enclosure dimensions: 8.5"H x 7.5"W x 3.5"D

**AL201UL**

- UL Listed in the U.S. and Canada for Access Control and Burglar Alarms.
 - 1.75 amp @ 12VDC.
 - Fits one (1) 12VDC/7AH or two (2) 12VDC/4AH batteries.
 - 24VAC input (transformer required)
- Enclosure dimensions: 8.5"H x 7.5"W x 3.5"D

**AL176UL**

- UL Listed in the U.S. and Canada for Access Control and Burglar Alarms.
 - 115VAC 60Hz. input.
 - 1.75 amp @ 12VDC or 24VDC.
- Enclosure dimensions: 8.5"H x 7.5"W x 3.5"D

**AL176ULX**

- AL176UL with larger enclosure and cam lock.
 - Fits two (2) 12VDC/7AH batteries.
- Enclosure dimensions: 13.5"H x 13"W x 3.25"D



22

Features:

- Class 2 Rated power-limited output.
- Filtered and electronically regulated output(s).
- Short circuit and thermal overload protection.
- Built-in charger for sealed lead acid or gel type batteries.
- Automatic switch over to stand-by battery when AC fails.
- AC fail and low battery supervision.
- AC input and DC output LED indicators.
- Includes battery leads.



1012 SERIES POWER SUPPLY/CHARGERS

Single Output

AL1012ULX

- UL Listed in the U.S. and Canada for Access Control.
- 10 amp @ 12VDC.
- Single non power-limited output.
- Fits two (2) 12VDC/12AH batteries.

Enclosure dimensions:

15.5"H x 12.23"W x 4.5"D

Four (4) Output

AL1012ULXPD4

- UL Listed in the U.S. and Canada for Access Control.
- 10 amp @ 12VDC.
- Four (4) fuse protected non power-limited outputs.
- Fits two (2) 12VDC/12AH batteries.

Enclosure dimensions:

15.5"H x 12.23"W x 4.5"D

AL1012ULXPD4CB

- AL1012ULXPD4 with Four (4) Class 2 Rated PTC protected power-limited outputs.

Eight (8) Output

AL1012ULXPD8

- UL Listed in the U.S. and Canada for Access Control.
- 10 amp @ 12VDC.
- Eight (8) fuse protected non power-limited outputs.
- Fits two (2) 12VDC/12AH batteries.

Enclosure dimensions:

15.5"H x 12.23"W x 4.5"D

AL1012ULXPD8CB

- AL1012ULXPD8 with Eight (8) Class 2 Rated PTC protected power-limited outputs.

23

Features:

- 115VAC 60Hz. input.
- Filtered and electronically regulated output(s).
- Short circuit and thermal overload protection.
- Built-in charger for sealed lead acid or gel type batteries.
- Zero voltage drop upon transfer to battery backup.
- Automatic switch over to stand-by battery when AC fails.
- AC fail, low battery and battery presence supervision.
- AC input and DC output LED indicators.
- Includes cam lock and battery leads.



AL1012ULXPD4

(Batteries optional - order separately)

1012 SERIES POWER SUPPLY/CHARGERS

Sixteen (16) Output

AL1012ULXPD16

- UL Listed in the U.S. and Canada for Access Control.
- 10 amp @ 12VDC.
- Sixteen (16) fuse protected non power-limited outputs.
- Fits two (2) 12VDC/12AH batteries.

Enclosure dimensions: 15.5"H x 12.23"W x 4.5"D

AL1012ULXPD16CB

- AL1012ULXPD16 with Sixteen (16) Class 2 Rated PTC protected power-limited outputs.

Features:

- 115VAC 60Hz. input.
- Filtered and electronically regulated output(s).
- Short circuit and thermal overload protection.
- Built-in charger for sealed lead acid or gel type batteries.
- Zero voltage drop upon transfer to battery backup.
- Automatic switch over to stand-by battery when AC fails.
- AC fail, low battery and battery presence supervision.
- AC input and DC output LED indicators.
- Includes cam lock and battery leads.



24

PSC1- Power Supply Cover available, see page 215



AL1012ULXPD16
(Batteries optional - order separately)

TWO (2) OUTPUT SWITCHING POWER SUPPLY/CHARGERS

AL125UL

- UL Listed in the U.S. and Canada for Access Control.
- 1 amp @ 12VDC or 24VDC.
- Fits one (1) 12VDC/7AH or two (2) 12VDC/4AH batteries.

Enclosure dimensions:

8.5"H x 7.5"W x 3.5"D

AL125ULX

- AL125UL with larger enclosure and cam lock.
- Fits two (2) 12VDC/7AH batteries.

Enclosure dimensions:

13.5"H x 13"W x 3.25"D



AL125UL
(Batteries optional - order separately)

AL125ULE

- UL Listed in the U.S. and Canada for Access Control.
- 1 amp @ 12VDC or 24VDC.
- Fits one (1) 12VDC/7AH or two (2) 12VDC/4AH batteries.
- 24VAC input (*refer to Transformer Pgs. 172*).

Enclosure dimensions: 8.5"H x 7.5"W x 3.5"D

AL125ULP

- UL Listed in the U.S. and Canada for Access Control.
- 1 amp @ 12VDC or .5 amp @ 24VDC.
- Fits one (1) 12VDC/7AH or two (2) 12VDC/4AH batteries.
- Plug-in transformer (24VAC/40VA) included.

Enclosure dimensions: 8.5"H x 7.5"W x 3.5"D

Features:

- 115VAC 60Hz. input (except for AL125ULE).
- 12VDC or 24VDC Class 2 Rated power-limited outputs.
 - One (1) Fail-Safe/Fail-Secure lock output (switched).
 - One (1) auxiliary power output (unswitched).
- Supervised Fire Alarm Disconnect (latching with reset or non-latching).
- Access Control trigger input.
- Filtered and electronically regulated output(s).

- Short circuit and thermal overload protection.
- Built-in charger for sealed lead acid or gel type batteries.
- Automatic switch over to stand-by battery when AC fails.
- AC fail supervision.
- AC input LED indicator on the front panel.
- Includes battery leads.



TWO (2) OUTPUT SWITCHING POWER SUPPLY/CHARGERS

AL175UL

- UL Listed in the U.S. and Canada for Access Control. CSFM Approved.
 - 1.75 amp @ 12VDC or 24VDC.
- Enclosure dimensions: 8.5"H x 7.5"W x 3.5"D

AL175ULX

- AL175UL with larger enclosure and cam lock.
 - Fits two (2) 12VDC/7AH batteries.
- Enclosure dimensions: 13.5"H x 13"W x 3.25"D

Features:

- 115VAC 60Hz. input.
- 12VDC or 24VDC Class 2 Rated PTC protected power-limited outputs:
 - One (1) Fail-Safe/Fail-Secure lock output (switched).
 - One (1) auxiliary power output (unswitched).
- Dry trigger Fire Alarm disconnect/Access Control input.
- Aux. relay output.
- Filtered and electronically regulated output(s).
- Short circuit and thermal overload protection.
- Built-in charger for sealed lead acid or gel type batteries.
- Automatic switch over to stand-by battery when AC fails.
- AC fail supervision.
- AC input and DC output LED indicators.
- Includes battery leads.



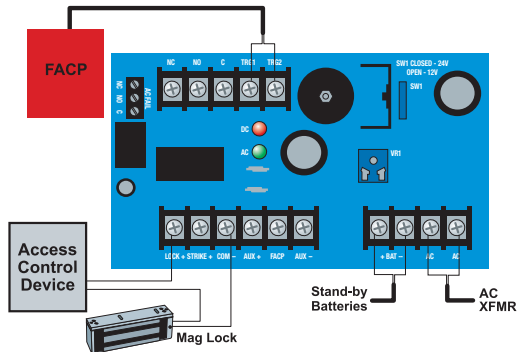
26

AL175ULX2

- UL Listed in the U.S. and Canada for Access Control. CSFM Approved.
- 1.75 amp @ 12VDC or 24VDC.
- Field selectable 12VDC (Range 10VDC - 13VDC) or 24VDC (Range 24VDC - 27VDC) outputs.
- External reset switch and power LED.
- Latching fire alarm tie-in with manual reset.
- Fits two (2) 12VDC/12AH batteries.
- Includes cam lock.

Enclosure dimensions: 15.5"H x 12.23"W x 4.5"D

AL175ULXB application:



POWER SUPPLY/CHARGERS WITH FIRE ALARM INTERFACE

Five (5) Output

AL1012ULM

- UL Listed in the U.S. and Canada for Access Control.
- 10 amp @ 12VDC.
- Five (5) Class 2 Rated PTC protected power-limited outputs.
- Provides power for Fail-Safe and/or Fail-Secure locking devices.
- Fire Alarm Panel or Access Control System trigger inputs.
- [NO] or [NC] supervised trigger input and/or polarity reversal trigger.
- Red LED's indicate condition of each power output.
- Power & input trigger LED's.
- Filtered and electronically regulated outputs.
- Short circuit and thermal overload protection.
- Built-in charger for sealed lead acid or gel type batteries.
- Zero voltage drop upon transfer to battery backup.
- Automatic switch over to stand-by battery when AC fails.
- AC fail, low battery, and battery presence supervision.
- AC input and DC output LED indicators.
- Includes cam lock and battery leads.
- Fits two (2) 12VDC/12AH batteries.

Enclosure dimensions:

15.5"H x 12.23"W x 4.5"D



(Batteries optional - order separately)

PSC1- Power Supply Cover available, see page 215

ACCESS POWER CONTROLLERS

*Four (4) Output***ACM4**

- UL Listed Sub-Assembly in the U.S. and Canada for Access Control, UL Listed Sub-Assembly in Canada for Burglar Alarms.
 - Four (4) fuse protected outputs.
- Board dimensions: 5.125"L x 3.625"W x 1.25"H

ACM4E

- UL Listed in the U.S. and Canada for Access Control, UL Listed in Canada for Burglar. CSFM Approved.
 - Four (4) fuse protected outputs.
- Enclosure dimensions: 8.5"H x 7.5"W x 3.5"D

ACM4CB

- UL Listed Sub-Assembly in the U.S. and Canada for Access Control, UL Listed Sub-Assembly in Canada for Burglar Alarms.
 - Four (4) PTC protected outputs.
- Board dimensions: 5.125"L x 3.625"W x 1.25"H

ACM4CBE

- UL Listed in the U.S. and Canada for Access Control, UL Listed in Canada for Burglar. CSFM Approved.
 - Four (4) PTC protected outputs.
- Enclosure dimensions: 8.5"H x 7.5"W x 3.5"D

28


Features:

- 12 to 24 volt AC or DC operation (setting not required).
- Power supply input options:
 - a) One (1) common power input (board and lock power).
 - b) Two (2) isolated power inputs (one (1) for board power and one (1) for lock/hardware power).
- Four (4) Access Control System trigger inputs.
- Input options:
 - a) Four (4) normally open [NO] inputs.
 - b) Four (4) open collector inputs.
 - c) Any combination of the above.
- Four (4) independently controlled fuse protected outputs.
- Output options (ACM4 and ACM4E):
 - a) Four (4) Fail-Safe and/or Fail-Secure power outputs.
 - b) Four (4) form "C" 5 amp rated relay outputs
 - c) Any combination of the above.



- Output options (ACM4CB and ACM4CBE):
 - a) Four (4) Fail-Safe and/or Fail-Secure power outputs.
- Four (4) auxiliary power outputs (unswitched).
- Red LEDs indicate outputs are triggered (relays energized).
- Fire Alarm disconnect (latching or non-latching) is individually selectable for any or all of the four (4) outputs.
- Fire Alarm disconnect input options:
 - a) Normally open [NO] or normally closed [NC] dry contact input.
 - b) Polarity reversal input from FACP signaling circuit.
- Alarm output relay indicates that FACP input is triggered.
- Green LED indicates FACP disconnect is triggered.

* Units will operate from 12 volts to 24 volts AC or DC with a total load of 10 amp max. Output voltage is equal to the input voltage.



ACCESS POWER CONTROLLERS

Eight (8) Output

ACM8

- UL Listed Sub-Assembly in the U.S. and Canada for Access Control, UL Listed Sub-Assembly in Canada for Burglar Alarms.

- Eight (8) fuse protected outputs.

Board dimensions: 4.5"L x 8"W x 1.25"H

ACM8E

- UL Listed in the U.S. and Canada for Access Control, UL Listed in Canada for Burglar. CSFM Approved.

- Eight (8) fuse protected outputs.

Enclosure dimensions: 15.5"H x 12.23"W x 4.5"D

ACM8CB

- UL Listed Sub-Assembly in the U.S. and Canada for Access Control, UL Listed Sub-Assembly in Canada for Burglar Alarms.

- Eight (8) PTC protected outputs.

Board dimensions: 4.5"L x 8"W x 1.25"H

ACM8CBE

- UL Listed in the U.S. and Canada for Access Control, UL Listed in Canada for Burglar. CSFM Approved.

- Eight (8) Class 2 Rated PTC protected power-limited outputs.

Enclosure dimensions: 15.5"H x 12.23"W x 4.5"D

Features:

- 12 to 24 volt AC or DC operation (setting not required).
- Power supply input options:
 - a) One (1) common power input (board and lock power).
 - b) Two (2) isolated power inputs (one (1) for board power and one (1) for lock/hardware power).
- Eight (8) Access Control System trigger inputs.
- Input options:
 - a) Eight (8) normally open [NO] inputs.
 - b) Eight (8) open collector inputs.
 - c) Any combination of the above.
- Eight (8) independently controlled fuse protected outputs.
- Output options (ACM8 and ACM8E):
 - a) Eight (8) Fail-Safe and/or Fail-Secure power outputs.
 - b) Eight (8) form "C" 5 amp rated relay outputs
 - c) Any combination of the above.



- Output options (ACM8CB and ACM8CBE):
 - a) Eight (8) Fail-Safe and/or Fail-Secure power outputs.
 - b) Eight (8) auxiliary power outputs (unswitched).
- Red LEDs indicate outputs are triggered (relays energized).
- Fire Alarm disconnect (latching or non-latching) is individually selectable for any or all of the eight (8) outputs.
- Fire Alarm disconnect input options:
 - a) Normally open [NO] or normally closed [NC] dry contact input.
 - b) Polarity reversal input from FACP signaling circuit.
- Alarm output relay indicates that FACP input is triggered.
- Green LED indicates FACP disconnect is triggered.

* Units will operate from 12 volts to 24 volts AC or DC with a total load of 10 amp max. Output voltage is equal to the input voltage.



ACCESS POWER CONTROLLERS WITH POWER SUPPLY/CHARGERS

AL400ULACM

- UL Listed in the U.S. and Canada for Access Control and CSFM Approved.
 - 4 amp @ 12VDC or 3 amp @ 24VDC.
 - Eight (8) Class 2 Rated fuse protected power-limited outputs.
 - Fits two (2) 12VDC/12AH batteries.
- Enclosure dimensions: 15.5"H x 12.23"W x 4.5"D

AL400ULACMCB

- AL400ULACM with Eight (8) Class 2 Rated PTC protected power-limited outputs.

30 AL600ULACM

- UL Listed in the U.S. and Canada for Access Control and CSFM Approved.
 - 6 amp @ 12VDC or 24VDC.
 - Eight (8) fuse protected non power limited outputs.
 - Fits two (2) 12VDC/12AH batteries.
- Enclosure dimensions: 15.5"H x 12.23"W x 4.5"D

AL600ULACMCB

- AL600ULACM with Eight (8) Class 2 Rated PTC protected power-limited outputs.

PSC1- Power Supply Cover available, see page 215

AL1012ULACM

- UL Listed in the U.S. and Canada for Access Control.
 - 10 amp @ 12VDC.
 - Eight (8) fuse protected non power-limited outputs.
 - Fits two (2) 12VDC/12AH batteries.
- Enclosure dimensions: 15.5"H x 12.23"W x 4.5"D

AL1012ULACMCB

- AL1012ULACM with Eight (8) Class 2 Rated PTC protected power-limited outputs.

* All models available in larger enclosure (add suffix "J" to model number, Ex. AL1024ULACMCBJ). These products are UL Listed only.

AL1024ULACM

- UL Listed in the U.S. and Canada for Access Control.
 - 10 amp @ 24VDC.
 - Eight (8) fuse protected non power-limited outputs.
 - Fits two (2) 12VDC/12AH batteries.
- Enclosure dimensions: 15.5"H x 12.23"W x 4.5"D

AL1024ULACMCB

- AL1024ULACM with Eight (8) Class 2 Rated PTC protected power-limited outputs.



ACCESS POWER CONTROLLERS WITH POWER SUPPLY/CHARGERS

ACM Series Features:

- 12 or 24 AC or DC operation (setting not required).
- Power supply input options:
 - a) One (1) common power input (board and lock power).
 - b) Two (2) isolated power inputs (one (1) for board power and one (1) for lock/hardware power).
- Eight (8) Access Control System trigger inputs.
- Input options:
 - a) Eight (8) normally open [NO] inputs.
 - b) Eight (8) open collector inputs.
 - c) Any combination of the above.
- Eight (8) independently controlled fuse protected outputs.
- Output options (models with fuse protected outputs):
 - a) Eight (8) Fail-Safe and/or Fail-Secure power outputs.
 - b) Eight (8) form "C" 5 amp rated relay outputs
 - c) Any combination of the above.
- Output options (models with PTC protected outputs):
 - a) Eight (8) Fail-Safe and/or Fail-Secure power outputs.
- Eight (8) auxiliary power outputs (unswitched).
- ACM8 main fuse is rated @ 10 amp.
- Red LEDs indicate outputs are triggered (relays energized).
- Fire Alarm disconnect (latching or non-latching) is individually selectable for any or all of the eight (8) outputs.
- Fire Alarm disconnect input options:
 - a) Normally open [NO] or normally closed [NC] dry contact input.
 - b) Polarity reversal input from FACP signaling circuit.

- Alarm output relay indicates that FACP input is triggered.
- Green LED indicates FACP disconnect is triggered.
- 115VAC 60Hz. input.
- Filtered and electronically regulated output(s).
- Short circuit and thermal overload protection.
- Built-in charger for sealed lead acid or gel type batteries.
- Zero voltage drop upon transfer to battery backup.
- Automatic switch over to stand-by battery when AC fails.
- AC fail, low battery and battery presence supervision.
- AC input and DC output LED indicators.
- Includes cam lock and battery leads.

AL600ULACM



Control, Monitor &
Report Power...
from anywhere over
the network.



LINQ

Network Power Management & Communication

LINQTM NETWORK POWER DISTRIBUTION MODULES

Upgrade, control and communicate with virtually any low voltage AC or DC power supply over the network.

LINQ8PD

- Control, monitor and report power/diagnostics from anywhere over the network.
- Each LINQ8PD(CB) is compatible with one (1) or two (2) AC or supervised DC power supply/chargers.
- Retrofits with existing power supplies.
- Output voltage is individually selectable for each of the eight (8) outputs when utilizing two (2) power supplies.
- Battery backup is selectable by output.
- Eight (8) fuse protected outputs.

Features:


- Provides local and/or remote access to critical information via LAN/WAN to help keep systems up and running at optimal levels.
- Control power output(s) locally or remotely.
- Email and Windows Dashboard Alert notifications report real-time power diagnostics.
- Event log tracks history.
- Secure Socket Layer (SSL).
- Reduces system downtime, eliminates service calls and creates RMR opportunities.
- Programmable via USB or web browser.
- Includes operating software and 6ft. USB cable.

LINQ8PDCB

- LINQ8PD with eight (8) PTC protected outputs.

Status Monitoring Functions:

- Input and output voltage and current monitoring
- Real time battery health monitoring
- High temperature monitoring...and more!



LINQ8PD



NETWORK ACCESS POWER CONTROLLER

*Route power to access hardware devices,
while providing remote monitoring and control!*

LINQ8ACM

- Control, monitor and report power/diagnostics from anywhere over the network.
- Retrofits with existing power supplies.
- 5VDC to 24VDC, up to 10A each or 20A total input.
- Fuse protected outputs rated @ 2.5A per output, non power-limited. Total output 20A max.
Do not exceed the individual power supply ratings.
- Any of the eight (8) fuse protected power outputs are selectable to follow power Input 1 or Input 2.
Individual outputs may be set to OFF position for servicing.
- Fuses are rated 3A/32V each.
Total output current is determined by the power supply(ies), not to exceed a maximum of 10A for each input.


34

LINQ8ACMCB

- LINQ8ACM with eight (8) PTC protected outputs rated @ 2A per output, Class 2 power-limited. Total output 16A max.
Do not exceed the individual power supply ratings.
- PTCs are rated 2A each. Total output current is determined by the power supply(ies), not to exceed a maximum of 10A for each input.

Status Monitoring Functions:

- Input and output voltage and current monitoring
- Real time battery health monitoring
- High temperature monitoring...and more!



LINQ8ACM



NETWORK ACCESS POWER CONTROLLER

Features:

- Two (2) independent low voltage inputs.
- Input Voltage Options:
 - Single Input:
 - Input 1: 12VDC or 24VDC from eFlow series power supply.
 - Dual Input Option 1:
 - Input 1: 12VDC or 24VDC from eFlow series power supply.
 - Input 2:
 - a) 12VDC or 24VDC from eFlow series power supply.
 - b) 5VDC or 12VDC from VR6 voltage regulator.
 - Dual Input Option 2:
 - 12VDC and 24VDC from VR6 voltage regulator.
 - Dual Input Option 3:
 - 12VDC and 24VDC from Tango1B PoE Driven Power Supply.
- Current Consumption: 0.6A @ 12V, 0.3A @ 24V with all relays energized.
- Main Fuse Rating: 15/32A.
- Programming Features:
 - Eight (8) Programmable Outputs:
 - Fail-safe, fail-secure or auxiliary outputs.
 - Input controlled or manually controlled through software.
 - High (over) and low (under) voltage & current monitoring by output.
 - Multiple outputs may be programmed to be triggered by a single input.
 - Battery back-up by output.
 - Eight (8) Programmable Trigger Inputs:
 - Normally open (NO).
 - Normally closed (NC).
 - Open collector sink inputs.
 - Wet Input (5VDC - 24VDC) with 10k resistor.
 - Any combination of the above.
 - Other Programmable Trigger Inputs:
 - Monitor power supply(ies) input for voltage & current limits (high/low).
 - Input and output current calibration.
 - Programmable timer events.
 - Programmable user levels.
 - Enable or disable alerts by type.
 - Programmable alert reporting delay.
 - Fire Alarm Disconnect - Supervised Inactive, latching or non-latching, individually selectable for any or all of the eight (8) outputs. EOL 10K Resistor.
 - LED Indicators:
 - AC LED: Green, indicates AC trouble condition.
 - BAT LED: Green, indicates battery trouble condition.
 - FACP LED: Green, indicates FACP disconnect is triggered.
 - Heartbeat LED: Flashing Blue, indicates network connection.
 - OUT1 - OUT8 Individual LEDs: Red, indicate outputs are triggered.
 - Voltage Individual LEDs: 12VDC (Green) or 24VDC (Red).
 - Dimensions (W x L x H) 8" x 4.5" x 1.25".



NETWORK COMMUNICATION MODULES

Control, Monitor and Report eFlow Power

LINQ2

- Control, monitor and report power/diagnostics from anywhere over the network.
- Each LINQ2 is compatible with one (1) or two (2) eFlow power supply/chargers.

Status Monitoring Functions:

- DC output voltage
- Output current draw
- AC status
- Battery status
- Unit temperature

Setup:

- Site ID identifies installation location
- Power supply/charger calibration
- DC output(s) control
- Relay control - remotely operate HVAC, lighting or security systems



LINQ2

Features:

- UL Listed Sub-Assembly in the U.S. for Access Control, Burglar and Fire, UL Listed Sub-Assembly in Canada for Access Control and Burglar.
- Provides local and/or remote access to critical information via LAN/WAN to help keep systems up and running at optimal levels.
- Control eFlow power output(s) locally or remotely.
- Two (2) integral network controlled Form "C" Relays.
- Email and Windows Dashboard Alert notifications report real-time power diagnostics.
- Event log tracks history.
- Secure Socket Layer (SSL).
- Reduces system downtime, eliminates service calls and creates RMR opportunities.
- Programmable via USB or web browser.
- Includes operating software and 6ft. USB cable.



LINQ DASHBOARD

CENTRAL MANAGEMENT SOFTWARE

LINQ8PD-220 status view:

The screenshot displays the LINQ DASHBOARD interface for the LINQ8PD-220 device. The main status area shows the following metrics:

PS1 (V)	26.6	BATT CAPACITY (Ah)	7	RESET STATUS	Not Triggered	AC STATUS	Normal
PS1 (A)	7.2	BATT CHRG LEVEL (%)	0	FACP STATUS	Not Triggered	BATT STATUS	Normal
PS2 (V)	11.5	BATT CHRG VOLTAGE (V)	26.5	TAMPER STATUS	---	BATT CONDITION	Empty
PS2 (A)	3.3	BATT CURRENT (A)	0.4 (discharging)	TEMPERATURE	43	BATT SERVICE	Wed, January 1, 2020

The output channels table is as follows:

PORT	OUTPUT ID	ON / OFF	VOLTAGE (V)	CURRENT (A)	OUTPUT STATUS	PORT CONTROL
1	Channel 1	ON	26.3	1.3	Normal	toggle pulse
2	Channel 2	ON	11.9	0.7	Normal	toggle pulse
3	Channel 3	ON	26.3	1.5	Normal	toggle pulse
4	Channel 4	ON	11.9	0.9	Normal	toggle pulse
5	Channel 5	ON	26.2	1.6	Normal	toggle pulse
6	Channel 6	ON	11.8	0.9	Normal	toggle pulse
7	Channel 7	ON	26.3	1.7	Normal	toggle pulse
8	Channel 8	ON	11.9	1	Normal	toggle pulse

The interface also shows a 'RECENT ALERTS' table:

Site ID	Time	User	Event
LINQ8PD-219	Monday, November 27, 2019 12:24:43 PM	System	BATTERY CURRENT - TROUBLE RESTORED
LINQ8PD-219	Monday, November 27, 2019 12:24:38 PM	System	BATTERY CURRENT - LOW TROUBLE
LINQ8PD-219	Monday, November 27, 2019 12:24:24 PM	System	BATTERY CURRENT - TROUBLE RESTORED
LINQ8PD-219	Monday, November 27, 2019 12:23:46 PM	System	BATTERY CURRENT - LOW TROUBLE

Features:

- Provides a single software platform for monitoring power supply status.
- Intuitive interface allows the user to manage multiple sites with ease regardless of the number of monitored devices.
- This easy to use application is designed to work with current Altronix products that provide web based management and will also allow access to third party web based solutions such as IP cameras.



ENHANCED ACCESS POWER CONTROLLERS

eFlow4NA8

- UL Listed in the U.S. for Access Control, UL Listed in Canada for Burglar Alarms, CSFM, CE Approved.
- 4 amp @ 12VDC or 24VDC.
- Eight (8) Class 2 Rated fuse protected power-limited outputs.
- Fits two (2) 12VDC/12AH batteries.

Enclosure dimensions: 15.5"H x 12.23"W x 4.5"D

eFlow4NA8D

- eFlow4NA8 with Eight (8) Class 2 Rated PTC protected power-limited outputs.

eFlow6NA8

- UL Listed in the U.S. for Access Control, UL Listed in Canada for Burglar Alarms, CSFM, CE Approved.
- 6 amp @ 12VDC or 24VDC.
- Eight (8) fuse protected non power-limited outputs.
- Fits two (2) 12VDC/12AH batteries.

Enclosure dimensions: 15.5"H x 12.23"W x 4.5"D

eFlow6NA8D

- eFlow6NA8 with Eight (8) Class 2 Rated PTC protected power-limited outputs.

eFlow102NA8

- UL Listed in the U.S. for Access Control, UL Listed in Canada for Burglar Alarms, CSFM, CE Approved.
- 10 amp @ 12VDC.
- Eight (8) fuse protected non power-limited outputs.
- Fits two (2) 12VDC/12AH batteries.

Enclosure dimensions: 15.5"H x 12.23"W x 4.5"D

eFlow102NA8D

- eFlow102NA8 with Eight (8) Class 2 Rated PTC protected power-limited outputs.

* All models available in red enclosure (add suffix "R" to model number, e.g. eFlow4NA8DR).

Monitor and control eFlow ACM Series Power Supply/Chargers with LINQ2 - Network Communication Modules (pg. 36)

eFlow104NA8

- UL Listed in the U.S. for Access Control, UL Listed in Canada for Burglar Alarms, CSFM, CE Approved.
- 10 amp @ 24VDC.
- Eight (8) fuse protected non power-limited outputs.
- Fits two (2) 12VDC/12AH batteries.

Enclosure dimensions: 15.5"H x 12.23"W x 4.5"D

eFlow104NA8D

- eFlow104NA8 with Eight (8) Class 2 Rated PTC protected power-limited outputs.



EFLOW4NA8



ENHANCED ACCESS POWER CONTROLLERS

eFlow Series

Access Power Controller Features:

- 12 or 24 AC or DC operation (setting not required).
- Eight (8) Access Control System trigger inputs.
- Input options:
 - a) Eight (8) normally open [NO] inputs.
 - b) Eight (8) open collector inputs.
 - c) Any combination of the above.
- Eight (8) independently controlled fuse protected outputs.
- Output options (models with fuse protected outputs):
 - a) Eight (8) Fail-Safe and/or Fail-Secure power outputs.
 - b) Eight (8) form "C" 5 amp rated relay outputs.
 - c) Any combination of the above.
- Output options (models with PTC protected outputs):
 - a) Eight (8) Fail-Safe and/or Fail-Secure power outputs.
- Eight (8) auxiliary power outputs (unswitched).
- ACM8 main fuse is rated @ 10 amp.
- Red LEDs indicate outputs are triggered (relays energized).
- Fire Alarm disconnect (latching or non-latching) is individually selectable for any or all of the Sixteen (16) outputs.
- Fire Alarm disconnect input options:
 - a) Normally open [NO] or normally closed [NC] dry contact input.
 - b) Polarity reversal input from FACP signaling circuit.

- 120VAC 60Hz. input.
- Additional aux. power-limited output rated @ 1 amp (unswitched).
- Supervised Fire Alarm disconnect.
- Over voltage protection - guards against equipment damage
- Built-in charger for sealed lead acid or gel type batteries.
- Power LED visible on the enclosure door.
- AC fail supervision, battery fail & presence supervision.
- Automatic switch over to stand-by battery when AC fails.
Transfer to stand-by battery power is instantaneous with no interruption.
- Low battery cutoff - prevents batteries from discharge.
- Green AC Power LED indicates 120VAC present.
- AC input and DC output LED indicators.
- Short circuit and overload protection.

Enclosure dimensions:
15.5"H x 12"W x 4.5"D

UL Listed in the U.S. and Canada for Access Control,
CSFM Approved and CE Approved.





COMPACT, COST EFFECTIVE ACCESS POWER CONTROLLERS

MaxFit Model #	Configuration
MaxFit3F8AP	eFlow6NB - 12/24VDC@6A, ACM8 - (8) fused protected Fail-Safe/Fail-Secure outputs, PD8UL - (8) fused protected aux. outputs
MaxFit5F8AP	eFlow102NB - 12VDC@10A, ACM8 - (8) fused protected Fail-Safe/Fail-Secure outputs, PD8UL - (8) fused protected aux. outputs
MaxFit7F8AP	eFlow104NB - 24VDC@10A, ACM8 - (8) fused protected Fail-Safe/Fail-Secure outputs, PD8UL - (8) fused protected aux. outputs
MaxFit7F8APS	eFlow104NB - 24VDC@10A, ACM8 - (8) fused protected Fail-Safe/Fail-Secure outputs, PDS8 - Dual Input/Output (8) fused protected aux. outputs, VR6 - Voltage regulator
MaxFit7F16AP	eFlow104NB - 24VDC@10A, 2- ACM8 - (8) fused protected Fail-Safe/Fail-Secure outputs each, PD16W - (16) fused protected aux. outputs
MaxFit7F16APS	eFlow104NB - 24VDC@10A, 2- ACMS8 - Dual Input/Output (8) fused protected Fail-Safe/Fail-Secure outputs each, PD16W - (16) fused protected aux. outputs, VR6 - Voltage regulator



MAXFIT7F8APS



COMPACT, COST EFFECTIVE ACCESS POWER CONTROLLERS

Features:

ACM8 Access Power Controller:

- Eight (8) Access Control System trigger inputs.
- Input options:
 - a) Eight (8) normally open [NO] inputs.
 - b) Eight (8) open collector inputs.
 - c) Any combination of the above.
- Eight (8) independently controlled fuse protected outputs.
- Output options (models with fuse protected outputs):
 - a) Eight (8) Fail-Safe and/or Fail-Secure power outputs.
 - b) Eight (8) form "C" 5 amp rated relay outputs.
 - c) Any combination of the above.
- Output options (models with PTC protected outputs):
 - a) Eight (8) Fail-Safe and/or Fail-Secure power outputs.
- Eight (8) auxiliary power outputs (unswitched).
- ACM8 main fuse is rated @ 10 amp.
- Red LEDs indicate outputs are triggered (relays energized).
- Fire Alarm disconnect (latching or non-latching) is individually selectable for any or all of the Eight (8) outputs.
- Fire Alarm disconnect input options:
 - a) Normally open [NO] or normally closed [NC] dry contact input.
 - b) Polarity reversal input from FACP signaling circuit.

ACMS8 Dual Input/Output Access Power Controller:

- Same features as ACM8 with:
- Eight (8) fuse protected power outputs are individually selectable to follow power input 1 or input 2.

PD8UL Power Distribution Module:

- Eight (8) fuse protected outputs.

PD16W Power Distribution Module:

- Sixteen (16) fuse protected outputs.

PDS8UL Dual Input/Output Power Distribution Module:

- Same features as PD8UL with:
- Eight (8) fuse protected power outputs are individually selectable to follow power input 1 or input 2.

eFlow Power Supply/Charger:

- 120VAC 60Hz. input.
- Additional aux. power-limited output(s) rated @ 1 amp (unswitched).
- Supervised Fire Alarm disconnect.
- Over voltage protection - guards against equipment damage
- Built-in charger for sealed lead acid or gel type batteries.
- AC fail supervision, battery fail & presence supervision.
- Automatic switch over to stand-by battery when AC fails.
Transfer to stand-by battery power is instantaneous with no interruption.
- Low battery cutoff - prevents batteries from discharge.
- Green AC Power LED indicates 120VAC present.
- AC input and DC output LED indicators.
- Short circuit and overload protection.
- Includes cam lock and battery leads.

Enclosure Dimensions: 20.5"H x 16.5"W x 6.25"D



COMPACT, COST EFFECTIVE ACCESS POWER CONTROLLERS

MaxFit3F

- 4.6 amp @ 12VDC or 5.2 amp @ 24VDC.
- Sixteen (16) fuse protected outputs.

MaxFit5F

- 8.6 amp @ 12VDC.
- Sixteen (16) fuse protected outputs.

MaxFit7F

- 9.2 amp @ 24VDC.
- Sixteen (16) fuse protected outputs.

MaxFit11F

- *Power supply 1* / Eight (8) outputs:
3.3 amp @ 12VDC or 3.6 amp @ 24VDC.
- *Power supply 2* / Eight (8) outputs:
3.3 amp @ 12VDC or 3.6 amp @ 24VDC.
- Sixteen (16) fuse protected outputs.

MaxFit33F

- *Power supply 1* / Eight (8) outputs:
5.3 amp @ 12VDC or 5.6 amp @ 24VDC.
- *Power supply 2* / Eight (8) outputs:
5.3 amp @ 12VDC or 5.6 amp @ 24VDC.
- Sixteen (16) fuse protected outputs.

MaxFit55F

- *Power supply 1* / Eight (8) outputs:
9.3 amp @ 12VDC.
- *Power supply 2* / Eight (8) outputs:
9.3 amp @ 12VDC.
- Sixteen (16) fuse protected outputs.

MaxFit75F

- *Power supply 1* / Eight (8) outputs:
9.3 amp @ 12VDC.
- *Power supply 2* / Eight (8) outputs:
9.6 amp @ 24VDC.
- Sixteen (16) fuse protected outputs.

MaxFit77F

- *Power supply 1* / Eight (8) outputs:
9.6 amp @ 24VDC.
- *Power supply 2* / Eight (8) outputs:
9.6 amp @ 24VDC.
- Sixteen (16) fuse protected outputs.

All models available with PTC protected power-limited outputs (add suffix "D" to model number, Ex. MaxFit77FD).

Monitor and control MaxFit Series Power Supply/Chargers with LINQ2 - Network Communication Modules (pg. 36)

PSC1 - Power Supply Cover available, see page 215

42



MAXFIT75FE



COMPACT, COST EFFECTIVE ACCESS POWER CONTROLLERS

MaxFit-F Series

Access Power Controller Features:

- Sixteen (16) Access Control System trigger inputs.
- Input options:
 - a) Sixteen (16) normally open [NO] inputs.
 - b) Sixteen (16) open collector inputs.
 - c) Any combination of the above.
- Sixteen (16) independently controlled fuse protected outputs.
- Output options (models with fuse protected outputs):
 - a) Sixteen (16) Fail-Safe and/or Fail-Secure power outputs.
 - b) Sixteen (16) form "C" 5 amp rated relay outputs.
 - c) Any combination of the above.
- Output options (models with PTC protected outputs):
 - a) Sixteen (16) Fail-Safe and/or Fail-Secure power outputs.
- Sixteen (16) auxiliary power outputs (unswitched).
- ACM8 main fuse is rated @ 10 amp.
- Red LEDs indicate outputs are triggered (relays energized).
- Fire Alarm disconnect (latching or non-latching) is individually selectable for any or all of the Sixteen (16) outputs.
- Fire Alarm disconnect input options:
 - a) Normally open [NO] or normally closed [NC] dry contact input.
 - b) Polarity reversal input from FACP signaling circuit.

- 120VAC 60Hz. input.
 - Additional aux. power-limited output(s) rated @ 1 amp (unswitched).
 - Supervised Fire Alarm disconnect.
 - Over voltage protection - guards against equipment damage
 - Built-in charger for sealed lead acid or gel type batteries.
 - AC fail supervision, battery fail & presence supervision.
 - Automatic switch over to stand-by battery when AC fails.
Transfer to stand-by battery power is instantaneous with no interruption.
 - Low battery cutoff - prevents batteries from discharge.
 - Green AC Power LED indicates 120VAC present.
 - AC input and DC output LED indicators.
 - Short circuit and overload protection.
 - Includes cam lock and battery leads.
- Enclosure Dimensions: 20.5"H x 16.5"W x 6.25"D



COMPACT, COST EFFECTIVE EXPANDABLE POWER SYSTEMS

MaxFit3E

- 6 amp @ 12 or 24VDC.

MaxFit5E

- 10 amp @ 12VDC.

MaxFit7E

- 10 amp @ 24VDC.

MaxFit11E

- *Power supply 1 & 2:*
4 amp @ 12 or 24VDC.

MaxFit13E

- 44
- *Power supply 1:* 4 amp @ 12 or 24VDC
Power supply 2: 6 amp @ 12 or 24VDC.

MaxFit33E

- *Power supply 1 & 2:*
6 amp @ 12 or 24VDC.

MaxFit35E

- *Power supply 1:* 6 amp @ 12 or 24VDC.
Power supply 2: 10 amp @ 12VDC.

MaxFit37E

- *Power supply 1:* 6 amp @ 12 or 24VDC.
Power supply 2: 10 amp @ 24VDC.

MaxFit55E

- *Power supply 1 & 2:* 10 amp @ 12VDC.

MaxFit75E

- *Power supply 1:* 10 amp @ 12VDC.
Power supply 2: 10 amp @ 24VDC.

MaxFit77E

- *Power supply 1 & 2:* 10 amp @ 24VDC.



Features:

- 115VAC 60Hz. input.
- Built-in charger for sealed lead acid or gel type batteries.
- AC fail supervision, battery fail & presence supervision.
- Automatic switch over to stand-by battery when AC fails. Transfer to stand-by battery power is instantaneous with no interruption.
- Green AC Power LED indicates 120VAC present.
- AC input and DC output LED indicators.
- Short circuit and overload protection.

Enclosure Dimensions:


20.5"H x 16.5"W x 6.25"D

Monitor and control MaxFit Series Power Supply/Chargers with LINQ2 - Network Communication Modules (pg. 36)



COMPACT, COST EFFECTIVE EXPANDABLE POWER SYSTEMS

- Customizable with up to (3) sub-assembly modules with a single power supply
and up to (2) sub-assemblies with dual power -



(Batteries optional -
order separately)

Please visit www.altronix.com
System Design Tools to
Customize Your MaxFit Power System.



MOM5



PD4UL



PD16W



VR6



PDS8



ACM4



**ACM8
ACMS8**



LINQ8ACM

UL Listed Sub-Assembly Optional Accessory Modules:

MOM5

Five (5) Output Power Distribution Module
with Fire Alarm Interface (pg. 113)

PD4UL and PD4ULCB

Four (4) Output Power Distribution Module (pg. 204)

PD16W and PD16WCB

Sixteen (16) Output Power Distribution Module (pg. 204)

VR6 and PDS8 / PDS8CB

Voltage Regulator and Dual Input Power
Distribution Module (pg. 52)

ACM4 and ACM4CB

Four (4) Output Access Power Controller (pg. 28)

ACM8 and ACM8CB

Eight (8) Output Access Power Controller (pg. 29)

ACMS8 and ACMS8CB

Dual Input Access Power Controller (pg. 53)

LINQ8ACM and LINQ8ACMCB

Eight (8) Output Access Power Controller (pg. 34)

45



ENHANCED ACCESS POWER CONTROLLERS

Maximal3F

- 4.6 amp @ 12VDC or 5.2 amp @ 24VDC.
- Sixteen (16) fuse protected outputs.

Maximal5F

- 8.6 amp @ 12VDC.
- Sixteen (16) fuse protected outputs.

Maximal7F

- 9.2 amp @ 24VDC.
- Sixteen (16) fuse protected outputs.

Maximal11F

- *Power supply 1* / Eight (8) outputs:
3.3 amp @ 12VDC or 3.6 amp @ 24VDC.
- *Power supply 2* / Eight (8) outputs:
3.3 amp @ 12VDC or 3.6 amp @ 24VDC.
- Sixteen (16) fuse protected outputs.

Maximal33F

- *Power supply 1* / Eight (8) outputs:
5.3 amp @ 12VDC or 5.6 amp @ 24VDC.
- *Power supply 2* / Eight (8) outputs:
5.3 amp @ 12VDC or 5.6 amp @ 24VDC.
- Sixteen (16) fuse protected outputs.

Maximal55F

- *Power supply 1* / Eight (8) outputs:
9.3 amp @ 12VDC.
- *Power supply 2* / Eight (8) outputs:
9.3 amp @ 12VDC.
- Sixteen (16) fuse protected outputs.

Maximal75F

- *Power supply 1* / Eight (8) outputs:
9.3 amp @ 12VDC.
- *Power supply 2* / Eight (8) outputs:
9.6 amp @ 24VDC.
- Sixteen (16) fuse protected outputs.

Maximal77F

- *Power supply 1* / Eight (8) outputs:
9.6 amp @ 24VDC.
- *Power supply 2* / Eight (8) outputs:
9.6 amp @ 24VDC.
- Sixteen (16) fuse protected outputs.

All models available with PTC protected power-limited outputs (add suffix "D" to model number, Ex. Maximal33FD).

46



MAXIMAL7FD

Monitor and control Maximal-F Series Power Supply/Chargers with LINQ2 - Network Communication Modules (pg. 36)

PSC1 - Power Supply Cover available, see page 215

MAXIMAL[®] ENHANCED ACCESS POWER CONTROLLERS

Maximal-F Series

Access Power Controller Features:

- Sixteen (16) Access Control System trigger inputs.
- Input options:
 - a) Sixteen (16) normally open [NO] inputs.
 - b) Sixteen (16) open collector inputs.
 - c) Any combination of the above.
- Sixteen (16) independently controlled fuse protected outputs.
- Output options (models with fuse protected outputs):
 - a) Sixteen (16) Fail-Safe and/or Fail-Secure power outputs.
 - b) Sixteen (16) form "C" 5 amp rated relay outputs.
 - c) Any combination of the above.
- Output options (models with PTC protected outputs):
 - a) Sixteen (16) Fail-Safe and/or Fail-Secure power outputs.
- Sixteen (16) auxiliary power outputs (unswitched).
- ACM8 main fuse is rated @ 10 amp.
- Red LEDs indicate outputs are triggered (relays energized).
- Fire Alarm disconnect (latching or non-latching) is individually selectable for any or all of the Sixteen (16) outputs.
- Fire Alarm disconnect input options:
 - a) Normally open [NO] or normally closed [NC] dry contact input.
 - b) Polarity reversal input from FACP signaling circuit.
- 120VAC 60Hz. input.
- Additional aux. power-limited output(s) rated @ 1 amp (unswitched).
- Supervised Fire Alarm disconnect.
- Over voltage protection - guards against equipment damage
- Built-in charger for sealed lead acid or gel type batteries.
- AC fail supervision, battery fail & presence supervision.
- Automatic switch over to stand-by battery when AC fails.
Transfer to stand-by battery power is instantaneous with no interruption.
- Low battery cutoff - prevents batteries from discharge.
- Green AC Power LED indicates 120VAC present.
- AC input and DC output LED indicators.
- Short circuit and overload protection.
- Includes cam lock and battery leads.

Enclosure Dimensions: 26"H x 19"W x 6.5"D

UL Listed in the U.S. and Canada for Access Control,
CSFM Approved and CE Approved.



MAXIMAL[®] ENHANCED EXPANDABLE POWER SYSTEMS

Maximal11FE

- *Power supply 1:*
4 amp @ 12VDC or 4 amp @ 24VDC
- *Power supply 2:*
4 amp @ 12VDC or 4 amp @ 24VDC

Maximal13FE

- *Power supply 1:*
4 amp @ 12VDC or 4 amp @ 24VDC
- *Power supply 2:*
6 amp @ 12VDC or 6 amp @ 24VDC

Maximal33FE

- *Power supply 1:*
6 amp @ 12VDC or 6 amp @ 24VDC
- *Power supply 2:*
6 amp @ 12VDC or 6 amp @ 24VDC

Maximal35FE

- *Power supply 1:*
6 amp @ 12VDC or 6 amp @ 24VDC
- *Power supply 2:*
10 amp @ 12VDC

Maximal37FE

- *Power supply 1:*
6 amp @ 12VDC or 6 amp @ 24VDC
- *Power supply 2:*
10 amp @ 24VDC

Maximal55FE

- *Power supply 1:*
10 amp @ 12VDC
- *Power supply 2:*
10 amp @ 12VDC

Maximal75FE

- *Power supply 1:*
10 amp @ 12VDC
- *Power supply 2:*
10 amp @ 24VDC

Maximal77FE

- *Power supply 1:*
10 amp @ 24VDC
- *Power supply 2:*
10 amp @ 24VDC

Features:

- 120VAC 60Hz. input.
 - Additional aux. power-limited output(s) rated @ 1 amp (unswitched).
 - Supervised Fire Alarm disconnect.
 - Over voltage protection - guards against equipment damage
 - Built-in charger for sealed lead acid or gel type batteries.
 - AC fail supervision, battery fail & presence supervision.
 - Automatic switch over to stand-by battery when AC fails. Transfer to stand-by battery power is instantaneous with no interruption.
 - Low battery cutoff - prevents batteries from discharge.
 - Green AC Power LED indicates 120VAC present.
 - AC input and DC output LED indicators.
 - Short circuit and overload protection.
- Enclosure Dimensions: 26"H x 19"W x 6.5"D


UL Listed in the U.S. and Canada for Access Control, CSFM Approved and CE Approved.



Monitor and control Maximal-F Series Power Supply/Chargers with LINQ2 - Network Communication Modules (pg. 36)

ENHANCED EXPANDABLE POWER SYSTEMS

- Customizable with up to three (3) field-installable sub assembly modules -



(Batteries optional -
order separately)



MOM5



PD4UL



PD16W



VR6



PDS8



ACM4



ACM8



ACMS8



LINQ8ACM

UL Listed Sub-Assembly Optional Accessory Modules:

MOM5

Five (5) Output Power Distribution Module
with Fire Alarm Interface (pg. 113)

PD4UL and PD4ULCB

Four (4) Output Power Distribution Module (pg. 204)

PD16W and PD16WCB

Sixteen (16) Output Power Distribution Module (pg. 204)

VR6 and PDS8 / PDS8CB

Voltage Regulator and Dual Input Power
Distribution Module (pg. 52)

ACM4 and ACM4CB

Four (4) Output Access Power Controller (pg. 28)

ACM8 and ACM8CB

Eight (8) Output Access Power Controller (pg. 29)

ACMS8 and ACMS8CB

Dual Input Access Power Controller (pg. 53)

LINQ8ACM and LINQ8ACMCB

Eight (8) Output Access Power Controller (pg. 34)

Please visit www.altronix.com System Design Tools to
Customize Your Maximal Power System.



RACK MOUNT ACCESS POWER CONTROLLERS

Eight (8) Output

Maximal1RH

- 4 amp @ 12VDC or 3 amp @ 24VDC.
- 2.0 amp max. current per output.
- Eight (8) fuse protected outputs.

Maximal3RH

- 6 amp @ 12VDC or 24VDC.
- 2.0 amp max. current per output.
- Eight (8) fuse protected outputs.

Sixteen (16) Output

50 **Maximal1R**

- 4 amp @ 12VDC or 3 amp @ 24VDC.
- 2.0 amp max. current per output.
- Sixteen (16) fuse protected outputs.

Maximal3R

- 6 amp @ 12VDC or 24VDC.
- 2.0 amp max. current per output.
- Sixteen (16) fuse protected outputs.


Maximal33R

- 12 amp @ 12VDC and/or 24VDC.
- 12 amp total output current.
- 2.0 amp max. current per output.
- Sixteen (16) fuse protected outputs.

Features:

- 115VAC 50/60Hz. input
 - Normally closed [NC] or normally open [NO] dry contact inputs (switch selectable).
 - Individually selectable, Mag Lock/Strike (Fail-Safe, Fail-Secure) solid state fuse protected power outputs.
 - Fire Alarm disconnect (latching with reset or non-latching) is individually selectable for any or all of the outputs.
 - Fire Alarm disconnect input options:
 - a) Normally open [NO] or normally closed [NC] dry contact input.
 - b) Polarity reversal input from FACP signaling circuit.
 - Remote reset capability for latching Fire Alarm Interface mode
 - Filtered and electronically regulated outputs.
 - Short circuit and thermal overload protection.
 - Removable terminal blocks with locking screw flange.
 - 3-wire line cord.
 - Illuminated master power switch.
 - Built-in charger for sealed lead acid or gel type batteries.
 - Zero voltage drop upon transfer to battery backup.
 - Automatic switch over to stand-by battery when AC fails.
 - AC fail, low battery and battery presence supervision.
 - Individual output status LEDs located on the front panel.
 - 2U rack mount chassis for use in standard EIA 19" rack.
- * All models available with PTC protected outputs (add suffix "D" to model number, Ex. Maximal3RD). These products are not UL Listed.





Stackable mounting configuration saves valuable enclosure space and reduces cost.

Provide 12 / 24VDC Simultaneously over 8 outputs

ACCESS CONTROL DISTRIBUTION / ACCESSORIES

*Voltage Regulator***VR6**

- Converts a 24VDC input into a regulated 5VDC or 12VDC output.
- Input: 24VDC @ 1.75A – Output: 5VDC @ 6A
- Input: 24VDC @ 3.5A – Output: 12VDC @ 6A
- Surge suppression.



VR6

*Dual Input Power Distribution Modules***PDS8**

- Eight (8) fuse protected power outputs are individually selectable to follow power input 1 or input 2.
- Inputs rated at 5VDC to 24VDC up to 10A or 16VAC to 28VAC up to 14A.
- Individual outputs may be set to OFF position for servicing.
- Multiple units may be daisy-chained to accommodate larger systems.




PDS8

PDS8CB

- PDS8 with PTC protected outputs.

52

*Dual Input Power Distribution Module and Voltage Regulator Kits***PDS8K1**

- Includes PDS8 and VR6 voltage regulator.

PDS8CBK1

- Includes PDS8CB and VR6 voltage regulator.

Features:

- VR6 reduces the cost of adding another power supply.
- PDS8/PDS8CB is uniquely designed to stack with Altronix compatible sub-assemblies making an instant plug-in connection via common standoffs.
- Stackable mounting configuration saves valuable enclosure space.

ACCESS CONTROL DISTRIBUTION / ACCESSORIES

Dual Input Access Power Controllers

ACMS8

- Eight (8) fuse protected power outputs are individually selectable to follow power input 1 or input 2.
- Input 1 and Input 2 voltage range:
5VDC to 24VDC, up to 10A each, 20A total input.

ACMS8CB


- ACMS8 with PTC protected outputs.
- Input 1 and Input 2 voltage range:
5VDC to 24VDC, up to 10A each, 16A total input.

ACMS8K1

- Kit Includes ACMS8 and VR6 voltage regulator.

ACMS8CBK1

- Kit Includes ACMS8CB and VR6 voltage regulator.



ACMS8

Features:

- ACMS8/ACMS8CB is uniquely designed to stack with Altronix compatible sub-assemblies making an instant plug-in connection via common standoffs.
- Stackable mounting configuration saves valuable enclosure space.
- Eight (8) Individually Controlled trigger inputs:
 - a) Normally open (NO) inputs.
 - b) Normally closed (NC) inputs.
 - c) Open collector sink inputs.
 - d) Wet Input (5VDC - 24VDC) with 10K resistor
 - e) Any combination of the above.
- Eight (8) selectable 5VDC - 24VDC independently controlled outputs or Eight (8) independently controlled Form "C" relay outputs:
 - a) Fail-Safe and/or Fail-Secure power outputs.
 - b) Form "C" Relays. Contacts rated @ 5A, dry output rated @ 3A.
 - c) Auxiliary power outputs (unswitched).
 - d) Any combination of the above.
- Fuse protected outputs rated @ 2.5A per output, non power-limited. Total output 20A max.
- Individual outputs may be set to OFF position for servicing.
- Surge suppression.
- Fire Alarm disconnect (latching or non-latching) is individually selectable for any or all of the eight (8) outputs.
Fire Alarm disconnect input options:
 - a) Normally open [NO] or normally closed [NC] dry contact input. Polarity reversal input from FACP signaling circuit.
- FACP output relay [NC] contact or provides 10k resistance with [EOL JMP] intact.
- Red LEDs indicate outputs are triggered.
- Blue LED indicates FACP disconnect is triggered.
- Board Dimensions (W x L x H approximate):
8" x 4.5" x 1.25" (203.2mm x 114.3mm x 31.8mm).

TR²OVE™ ACCESS AND POWER INTEGRATION SOLUTIONS

Combine Altronix power and accessories with access controllers from the industry's leading manufacturers.

54



Features:

- Trove™ enclosures let you easily integrate Altronix power with access controllers and accessories from the industry's leading manufacturers.
- Removable backplanes allow you to configure and pretest prior to on-site installation.
- Simplifies board layout and wire management.
- Reduces installation time and labor costs.
- Convenient knockout configuration.
- Accommodates up to four (4) 12VDC/12AH batteries.
- Includes cam lock, tamper switch and mounting hardware.

TROVE1 Enclosure Dimensions: 18"H x 14.5"W x 4.625"D
Backplane Dimensions: 16.625"H x 12.5"W x 0.5"D

TROVE2 Enclosure Dimensions: 27.25"H x 21.5"W x 6.5"D
Backplane Dimensions: 25.375"H x 19.375"W x 0.5"D

TROVE3 Enclosure Dimensions: 36.12"H x 30.125"W x 7.06"D
Backplane Dimensions: 34.0"H x 28.0"W x 0.5"D

TROVE1R Enclosure Dimensions: 3.375"H x 19"W x 24"D
Backplane Dimensions: 18.5"H x 15.25"W x 0.5"D

Please visit www.altronix.com - System Design Tools to *Customize Your Trove Access & Power Integration Solution*



ACCESS AND POWER INTEGRATION SOLUTIONS

Trove3BWC**Battery/Wire Enclosure (top/bottom)**

- Dual-purpose enclosure that can be used as a wiring trough or a battery cabinet.
- As a battery enclosure Trove3BWC can accommodate up to four (4) 12VDC/18AH batteries.
- Knockouts match Trove3 when mounted above or below for ease of wiring and conduit connections.
- Includes: cam lock and two (2) tamper switches.

Trove3SWC**Battery/Wire Enclosure (side)**

- Dual-purpose enclosure that can be used as a wiring trough or a battery cabinet.
- As a battery enclosure Trove3SWC can accommodate up to four (4) 12VDC/40AH batteries.
- Knockouts match Trove3 when mounted on either side of enclosure for ease of wiring and conduit connections.
- Includes: cam lock and two (2) tamper switches.



TROVE3BWC

* Batteries and Cabling sold separately




TROVE3SWC

* Batteries sold separately

TROVE™

ACCESS AND POWER INTEGRATION SOLUTIONS

Customize your Rack Access

3.375" x 19" x 24" (rails extend to 36")

**Rack Mount
Trove Solution**

Altronix Trove™ Rack Mount Access and Power Integration solutions let you easily integrate Altronix power/accessories with access controllers from the industry's leading manufacturers. Trove™ simplifies board layout and wire management, reduces installation time and labor costs.

TRIVE™ ACCESS AND POWER INTEGRATION SOLUTIONS

Trove1AL1R Rack Enclosure + Backplane

- Accommodates the following Altronix power/accessories:
 - Altronix Power Supplies and Sub-Assemblies:
eFlow4NB, eFlow6NB, eFlow102NB, eFlow104NB, ACM4(CB),
ACM8(CB), ACMS8(CB), LINQ8PD(CB), MOM5,
PD4UL(CB), PD8UL(CB), PDS8(CB), VR6

T1RAL3F8 Rack Enclosure + Backplane Kit

- Pre-assembled kit includes: eFlow6NB, ACMS8, VR6, PDS8.

T1RAL33F16 Rack Enclosure + Backplane Kit

- Pre-assembled kit includes:
2-eFlow6NB, 2-ACMS8.

PTC versions are available - add the suffix "D" to the model number ie. T1RAL33F16D).



57

TROVE™ ACCESS AND POWER INTEGRATION SOLUTIONS

*For up to 12 door
AMAG M2150 access systems*



Trove2AM2 - Enclosure + Backplane

- Includes Altronix Trove2 Enclosure TAM2 backplane.
- Accommodates the following AMAG M2150 boards with or without Altronix power/sub-assemblies:
 - M2150-2DC, M2150-4DC, M2150-AC24/4, M2150-2DBC, M2150-4DBC, M2150-8DBC
 - Altronix Power Supplies/Sub-Assemblies

TAM2 - Backplane

- Accommodates same as above and fits Altronix Trove2 enclosure.

58



*Trove2AM2
* Boards not included*

All registered trademarks are property of their respective owners.

TR²VE™ ACCESS AND POWER INTEGRATION SOLUTIONS

*For up to 12 door
AMAG M4000 access systems*

Trove2AG2 - Enclosure + Backplane

- Includes Altronix Trove2 Enclosure TAG2 backplane.

*For up to 8 door
AMAG M4000 access systems*

Trove1AG1R - Rack Enclosure + Backplane

- Includes Altronix Trove1R Enclosure and TAG1R backplane.

Accommodates

- Accommodates the following AMAG M4000 boards with or without Altronix power/sub-assemblies:
 - AMAG Symmetry
 - M4000-DEC4, M4000-IOC20/16
 - Altronix Power Supplies/Sub-Assemblies

TAG2 - Backplane

- Accommodates same as above and fits Altronix Trove2 enclosure.

TAG1R - Backplane

- Accommodates same as above and fits Altronix Trove1R rack enclosure.



*T1RAG3F8
* Boards not included*



*T2AG7F8
* Boards not included*

59

Pre-assembled kits available in various configurations.

All registered trademarks are property of their respective owners.

Trove™ ACCESS AND POWER INTEGRATION SOLUTIONS

*For up to 32 door
AMAG access systems*



Trove3AM3

Enclosure + Backplane

- Includes Altronix Trove3 Enclosure and TAM3 backplane.
- Accommodates the following AMAG boards with or without Altronix power/sub-assemblies:
 - Up to (4) M4000-DEC, M4000-IOC20/16
 - Up to (2) M2150-2DC, M2150-4DC, M2150-AC24/4, M2150-2DBC, M2150-4DBC, M2150-8DBC, M2150-DBU
 - Altronix Power Supplies and Sub-Assemblies


60

TAM3 - Backplane


- Accommodates same as above and fits Altronix Trove3 enclosure.

All registered trademarks are property of their respective owners.

Pre-assembled kits available in various configurations.



*TAM3 with M2150 boards
* Boards not included*



*TAM3 with M4000 boards
* Boards not included*



ACCESS AND POWER INTEGRATION SOLUTIONS

Trove2BH2**Enclosure + Backplane**

- Includes Altronix Trove2 Enclosure TBH2 backplane.

TBH2 - Backplane

- Accommodates same as above and fits Altronix Trove2 enclosure.

Accommodates

- The following Bosch boards with or without Altronix power/sub-assemblies:
 - D7412GV4, D9412GV4, B8512G, B9512G, B520, B901, B299, B600, D8128D, D8125/MUX, D8129, D125B, D129, D132A, D192G, D8130, B208, B308, B426, B450, ICP-SDI-9114
 - Altronix Sub-Assemblies

TBHD2 - Door Backplane

- Fits Altronix Trove2 and Trove3 enclosures..

Door Backplane Dimensions: 23.75"H x 18"W x 0.5"D

BOSCH



TBHD2
* Boards not included

Trove2BH2
* Boards not included

All registered trademarks are property of their respective owners.



ACCESS AND POWER INTEGRATION SOLUTIONS

For up to 6 door Brivo access systems

Trove1BV1 - Enclosure + Backplane

- Includes Altronix Trove1 Enclosure TBV1 backplane.

For up to 14 door Brivo access systems

Trove2BV2 - Enclosure + Backplane

- Includes Altronix Trove2 Enclosure and TBV2 backplane.

Accommodates

- The following Brivo boards with or without Altronix power/sub-assemblies:
 - ACS6000-MBE, ACS6000-DB, ACS6000-I/O,
 - ACS6100-DB, ACS6100-I/O
 - Altronix Power Supplies/Sub-Assemblies

TBV1 - Backplane

- Accommodates same as above and fits Altronix Trove1 enclosure.

TBV2 - Backplane

- Accommodates same as above and fits Altronix Trove2 enclosure.



T2BV78S

* Boards not included

Pre-assembled kits available in various configurations.

All registered trademarks are property of their respective owners.



888.258.7669



ACCESS AND POWER INTEGRATION SOLUTIONS

*For up to 30 door
Brivo access systems*



Trove3BV3 - Enclosure + Backplane

- Includes Altronix Trove3 Enclosure and TBV3 backplane.

Accommodates

- The following Brivo boards with or without Altronix power/sub-assemblies:
 - ACS6000-MBE, ACS6000-DB, ACS6000-I/O,
 - ACS6100-DB, ACS6100-I/O
 - Altronix Power Supplies/Sub-Assemblies

TBV3 - Backplane

- Accommodates same as above and fits Altronix Trove3 enclosure.



T3BV7716S

* Boards not included

All registered trademarks are property of their respective owners.

Pre-assembled kits available in various configurations.

TROVE™ ACCESS AND POWER INTEGRATION SOLUTIONS

For up to 8 door CDVI access systems

Trove1C1 - Enclosure + Backplane

- Includes Altronix Trove1 Enclosure TC1 backplane.

For up to 10 door CDVI access systems

Trove2CV2 - Enclosure + Backplane

- Includes Altronix Trove2 Enclosure and TCV2 backplane.

For up to 20 door CDVI access systems

Trove3CV3 - Enclosure + Backplane

- Includes Altronix Trove3 Enclosure and TCV3 backplane.

64

Both units accommodate

- The following CDVI boards with or without Altronix power/sub-assemblies:
 - A22K1NB, A22NB
 - Altronix Power Supplies/Sub-Assemblies

TC1 - Backplane

- Accommodates same as above and fits Altronix Trove1 enclosure.

TCV2 - Backplane

- Accommodates same as above and fits Altronix Trove2 enclosure.

TCV3 - Backplane

- Accommodates same as above and fits Altronix Trove3 enclosure.

Pre-assembled kits available in various configurations.



*Trove2CV2
* Boards not included*

All registered trademarks are property of their respective owners.

TR²OVE™ ACCESS AND POWER INTEGRATION SOLUTIONS

For up to 8 door DMP access systems

Trove1DM1 - Enclosure + Backplane

- Includes Altronix Trove1 Enclosure TDM1 backplane.

For up to 16 door DMP access systems

Trove2DM2 - Enclosure + Backplane

- Includes Altronix Trove2 Enclosure and TDM2 backplane.

Accommodates

- The following DMP boards with or without Altronix power/sub-assemblies:
 - 708, 734, 734N
 - Altronix Power Supplies/Sub-Assemblies

TDM1 - Backplane

- Accommodates same as above and fits Altronix Trove1 enclosure.


TDM2 - Backplane

- Accommodates same as above and fits Altronix Trove2 enclosure.

TDMD2 (optional) - Door Backplane

- Accommodates DMP boards
 - XR150, XR550, 714-8, 714-16.
 - Fits Altronix Trove2 and Trove3 enclosure.
- Door Backplane Dimensions: 23.75"H x 18"W x 0.5"D

Pre-assembled kits available in various configurations.



*Trove1DM1
* Boards not included*

*TDMD2
* Boards not included*

65

All registered trademarks are property of their respective owners.

TROVE™

ACCESS AND POWER INTEGRATION SOLUTIONS

Trove1DR1 - Enclosure + Backplane

- Includes Altronix Trove1 Enclosure TDR1 backplane.
- Accommodates DIN Rail mountable modules with or without Altronix power/accessories.

Trove2DR2 - Enclosure + Backplane

- Includes Altronix Trove2 Enclosure and TDR2 backplane.
- Accommodates DIN Rail mountable modules with or without Altronix power/accessories.

Trove3DR3**Enclosure + Backplane**

- Includes Altronix Trove3 Enclosure and TMB3 backplane.
- Accommodates DIN Rail mountable modules with or without Altronix power/accessories.

TDR1 - Backplane

- Accommodates DIN Rail mountable modules and fits Altronix Trove2 enclosure.

TDR2 - Backplane

- Accommodates DIN Rail mountable modules and fits Altronix Trove2 enclosure.

*DIN Rail***D10** - 10" DIN Rail.**D12** - 12" DIN Rail.**D19** - 19" DIN Rail.**D24** - 24" DIN Rail.

D10

*Trove1DR1*** Boards not included**Trove2DR2*** Boards not included*

TR²VE™ ACCESS AND POWER INTEGRATION SOLUTIONS

For up to 8 door Hartmann access systems

Trove1HC1 - Enclosure + Backplane

- Includes Altronix Trove1 Enclosure THC1 backplane.

For up to 16 door Hartmann access systems

Trove2HC2 - Enclosure + Backplane

- Includes Altronix Trove2 Enclosure and THC2 backplane.

Both units accommodate

- Accommodates the following Hartmann boards with or without Altronix power/sub-assemblies:
 - PRS_MASTER, PRS_MSE_STRIP-3P, PRS_I08
 - Altronix Power Supplies/Sub-Assemblies

THC1 - Backplane

- Accommodates same as above and fits Altronix Trove1 enclosure.

THC2 - Backplane

- Accommodates same as above and fits Altronix Trove2 enclosure.



67

Pre-assembled kits available in various configurations.

All registered trademarks are property of their respective owners.

TROVE™

ACCESS AND POWER INTEGRATION SOLUTIONS

*For up to 8 door
HID access systems*

Trove1V1 - Enclosure + Backplane

- Includes Altronix Trove1 Enclosure TV1 backplane.

*For up to 6 door
HID access systems*

Trove1V1R - Rack Enclosure + Backplane

- Includes Altronix Trove1R Enclosure and TV1R backplane.

Both units feature

- Accommodates the following HID VertX/Aero boards with or without Altronix power/sub-assemblies:
 - HID VertX: V100, V200, V300, V1000 or V2000 or
 - HID Aero: X100, X200, X300, X1100
 - Altronix Power Supplies/Sub-Assemblies

TV1 - Backplane


- Accommodates HID VertX/Aero boards with or without Altronix power/accessories
- Fits Altronix Trove1 enclosure.

TV1R - Backplane

- Accommodates same as above and fits Altronix Trove1R rack enclosure.



*Trove1V1
* Boards not included*



*Trove1V1R
* Boards not included*

Pre-assembled kits available in various configurations.

All registered trademarks are property of their respective owners.

TR²VE™ ACCESS AND POWER INTEGRATION SOLUTIONS

For up to 12 door HID access systems

Trove2V2 - Enclosure + Backplane

- Includes Altronix Trove2 Enclosure TV2 backplane.

For up to 30 door HID access systems

Trove3V3 - Enclosure + Backplane

- Includes Altronix Trove3 Enclosure and TV3 backplane.

Both units accommodate

- The following HID VertX/Aero boards with or without Altronix power/sub-assemblies:
 - HID VertX: V100, V200, V300, V1000 or V2000 or
 - HID Aero: X100, X200, X300, X1100
 - Altronix Power Supplies/Sub-Assemblies

TV2 - Backplane

- Accommodates same as above and fits Altronix Trove2 enclosure.


TV3 - Backplane

- Accommodates same as above and fits Altronix Trove3 enclosure.

*For additional 12 door
HID access systems*

TMV2 - Door Backplane

- Accommodates same as above and fits Altronix Trove2 and Trove3 enclosures.
- Door Backplane Dimensions: 23.75"H x 18"W x 0.5"D



T2VK78

* Boards not included

TROVE™ ACCESS AND POWER INTEGRATION SOLUTIONS

*For up to 8 door
Honeywell access systems*

Trove1HW1R - Rack Enclosure + Backplane

- Accommodates the following Honeywell boards with or without Altronix power/accessories:
 - PR032IC, PR032R2, PR032IN, PR032OUT, PW6K1IC, PW6K1IN, PW6K1OUT and PW6K1R2
 - Altronix Power Supplies and Sub-Assemblies:

THW1R - Backplane

- Accommodates same as above and fits Altronix Trove1R rack enclosure.

70

Honeywell

THE POWER OF **CONNECTED**



*Trove1HW1R
* Boards not included*

Pre-assembled kits available in various configurations.

All registered trademarks are property of their respective owners.

TR²VE™ ACCESS AND POWER INTEGRATION SOLUTIONS

*For up to 12 door
Honeywell access systems*

Trove2HW2 - Enclosure + Backplane

- Includes Altronix Trove2 Enclosure THW2 backplane.

Accommodates

- The following Honeywell ProWatch/Win-Pak boards with or without Altronix power/sub-assemblies:
 - PRO42IC, PRO42R2, PRO42IN, PRO42OUT, PW71KEN, PW7K1IC, PW7K1IN, PW7K1OUT, PW7K1R2, PW7K1ICE and PW7K1R1E
 - Altronix Power Supplies/Sub-Assemblies

THW2 - Backplane

- Accommodates same as above and fits Altronix Trove2 enclosure.

*For additional 12 door
Honeywell access systems*

THWD2 - Enclosure + Backplane


- Accommodates same as above and fits Altronix Trove2 and Trove3 enclosures.

Door Backplane Dimensions: 23.75"H x 18"W x 0.5"D

Pre-assembled kits available in various configurations.

Honeywell

THE POWER OF **CONNECTED**



T2HW7F8
* Boards not included

THWD2

* Boards not included

All registered trademarks are property of their respective owners.

TROVE™ ACCESS AND POWER INTEGRATION SOLUTIONS

*For up to 12 door
Honeywell access systems*

Trove3HW3 - Enclosure + Backplane

- Includes Altronix Trove3 Enclosure THW3 backplane.

Accommodates

- The following Honeywell ProWatch/Win-Pak boards with or without Altronix power/sub-assemblies:
 - PRO42IC, PRO42R2, PRO42IN, PRO42OUT, PW71KEN, PW7K1IC, PW7K1IN, PW7K1OUT, PW7K1R2, PW7K1ICE and PW7K1R1E
 - Altronix Power Supplies/Sub-Assemblies

72

THW3 - Backplane

- Accommodates same as above and fits Altronix Trove3 enclosure.

*For additional 12 door
Honeywell access systems*


THWD2 - Enclosure + Backplane

- Accommodates same as above and fits Altronix Trove2 and Trove3 enclosures.
- Door Backplane Dimensions: 23.75"H x 18"W x 0.5"D

Pre-assembled kits available in various configurations.

Honeywell

THE POWER OF **CONNECTED**



T3HWK75F16

* Boards not included

All registered trademarks are property of their respective owners.

TR²OVE™ ACCESS AND POWER INTEGRATION SOLUTIONS

For up to 12 door
Kantech access systems

Trove2KH2 Enclosure + Backplane **KANTECH**

- Includes Altronix Trove2 Enclosure TKH2 backplane.

Accommodates

- The following Kantech boards with or without Altronix power/sub-assemblies:
 - KT-1, KT-400, KT-MOD-OUT16 and KT-MOD-INP16
 - Altronix Power Supplies/ Sub-Assemblies

TKH2 Backplane

- Accommodates same as above and fits Altronix Trove2 enclosure.



For up to 24 door
Keri Systems access systems

Trove2KS2 Enclosure + Backplane **KERI SYSTEMS**

- Includes Altronix Trove2 Enclosure TKS2 backplane.

Accommodates

- The following Keri Systems boards with or without Altronix power/sub-assemblies:
 - NXT-2D-MSCNE, NXT-4D-MSCNE, NXT-4x4NE, NXT-RM3, NXT-WI
 - Altronix Power Supplies/ Sub-Assemblies

TKS2 Backplane

- Accommodates same as above and fits Altronix Trove2 enclosure.



73

All registered trademarks are property of their respective owners.



ACCESS AND POWER INTEGRATION SOLUTIONS

For up to 8 door Keyscan access systems

Trove2KA2 - Enclosure + Backplane

- Includes Altronix Trove2 Enclosure TKA2 backplane.

For up to 16 door Keyscan access systems

Trove3KA3 - Enclosure + Backplane

- Includes Altronix Trove3 Enclosure and TKA3 backplane.

Accommodates

- The following Keyscan boards with or without Altronix power/sub-assemblies:
 - 250B, 4500B, 8500B, OCB8. CIM or DPS15
 - Altronix T16100 Transformer
 - Altronix Power Supplies/Sub-Assemblies

74

TKA2 - Backplane

- Accommodates same as above and fits Altronix Trove2 enclosure.

TKA3 - Backplane

- Accommodates same as above and fits Altronix Trove3 enclosure.

Pre-assembled kits available in various configurations.

KEYSCAN
ACCESS CONTROL SYSTEMS



Trove2KA2

* Boards not included

All registered trademarks are property of their respective owners.

TR²OVE™ ACCESS AND POWER INTEGRATION SOLUTIONS

For up to 8 door Kisi access systems

Trove1LU1 - Enclosure + Backplane

- Includes Altronix Trove1 Enclosure TLU1 backplane.

For up to 16 door Kisi access systems

Trove2LU2 - Enclosure + Backplane

- Includes Altronix Trove2 Enclosure and TLU2 backplane.

Accommodates

- The following Kisi boards with or without Altronix power/sub-assemblies:
 - Pro Controller
 - Altronix Power Supplies/Sub-Assemblies

TLU1 - Backplane

- Accommodates same as above and fits Altronix Trove1 enclosure.

TLU2 - Backplane

- Accommodates same as above and fits Altronix Trove2 enclosure.



75

Pre-assembled kits available in various configurations.

All registered trademarks are property of their respective owners.

TRAVE™ ACCESS AND POWER INTEGRATION SOLUTIONS

For up to 2 door Mercury/Lenel-S2 access systems

TM250 - Enclosure

- Accommodates the following Mercury/Lenel-S2 boards and/or Altronix power supply/charger:
 - Mercury: LP1501, MR62e
 - Lenel-S2: LNL-1300e, LNL-2210



For up to 3 door Mercury/Lenel-S2 access systems

TM400 - Enclosure

- Accommodates the following Mercury/Lenel-S2 boards with or without Altronix power/sub-assemblies:
 - Mercury: MR50, MR62e, LP1501, LP1502, LP4502, MR16IN, MR16OUT, MR52
 - Lenel-S2: LNL-1300, LNL-1300e, LNL-2210, LNL-2220, LNL-4420, LNL-1100, LNL-1200, LNL-1320

76



TM250
* Boards not included



TM400
* Boards not included

All registered trademarks are property of their respective owners.

TR[O]VE™ ACCESS AND POWER INTEGRATION SOLUTIONS

*For up to 8 door
Mercury/Lenel-S2 access systems*

Trove1M1 - Enclosure + Backplane

- Includes Altronix Trove1 Enclosure TV1 backplane.

*For up to 8 door
Mercury/Lenel-S2 access systems*

Trove1M1R - Rack Enclosure + Backplane

- Includes Altronix Trove1R Enclosure and TV1R backplane.

Accommodates

- The following Mercury/Lenel-S2 boards with or without Altronix power/sub-assemblies:
 - Mercury: MR50, MR62e, LP1501, LP2500, MUX8, LP1502, MR16IN, MR16OUT, MR52
 - Lenel-S2: LNL-1300, LNL-1300e, LNL-2210, LNL-3300, LNL-8000, LNL-2220, LNL-4420, LNL-1100, LNL-1200, LNL-1320
 - Altronix Power Supplies/Sub-Assemblies

TM1 - Backplane

- Accommodates same as above and fits Altronix Trove1 enclosure.

TM1R - Backplane

- Accommodates same as above and fits Altronix Trove1R enclosure.

All registered trademarks are property of their respective owners.

Pre-assembled kits available in various configurations.

altronix.com



T1RM3F4

* Boards not included

77



T1MK1F4

* Boards not included

TROVE™ ACCESS AND POWER INTEGRATION SOLUTIONS

*For up to 12 door
Mercury/Lenel-S2 access systems*

Trove2M2 - Enclosure + Backplane

- Includes Altronix Trove2 Enclosure TM2 backplane.

*For up to 24 door
Mercury/Lenel-S2 access systems*

Trove3M3 - Enclosure + Backplane

- Includes Altronix Trove3 Enclosure and TM3 backplane.

Accommodates

- 78 • The following Mercury/Lenel/S2 boards with or without Altronix power/sub-assemblies:
 - Mercury: MR50, MR62e, LP1501, LP2500, MUX8, LP1502, LP4502, MR16IN, MR16OUT, MR52
 - Lenel-S2: LNL-1300, LNL-1300e, LNL-2210, LNL-3300, LNL-8000, LNL-2220, LNL-4420, LNL-1100, LNL-1200, LNL-1320
 - Altronix Power Supplies/Sub-Assemblies

TM2 - Backplane

- Accommodates same as above and fits Altronix Trove2 enclosure.

TM3 - Backplane

- Accommodates same as above and fits Altronix Trove3 enclosure.



Trove2M2

* Boards not included

TR²VE™ ACCESS AND POWER INTEGRATION SOLUTIONS

*For additional 12 door
Mercury/Lenel-S2 access systems*



TMV2 (optional) - Door Backplane

- Accommodates Mercury/Lenel-S2 Boards and Altronix Sub-Assemblies:
 - Mercury: LP2500, MUX8, LP1502, LP4502, MR16IN, MR16OUT, MR52
 - Lenel-S2: LNL-3300, LNL-8000, LNL-2220, LNL-4420, LNL-1100, LNL-1200, LNL-1320
 - Altronix Sub-Assemblies
 - Fits Altronix Trove2 and Trove3 enclosures.
- Door Backplane Dimensions: 23.75"H x 18"W x 0.5"D




TMV2
* Boards not included

79

Trove™ ACCESS AND POWER INTEGRATION SOLUTIONS

Customize your outdoor access system with Mercury/Lenel-S2 and Altronix.

80



Customize your Mercury/Lenel Access system for outdoor applications

Stainless steel continuous hinge and stainless steel pad-lockable latches

Removable backplane allows you to configure and test prior to on-site installation

*Boards not included

* Boards not included

Lightweight NEMA 4/4X, IP66-11 Rated enclosure for outdoor use (PMK2 - Altronix pole mount kit)

Trove1M1WP Outdoor Enclosure + Backplane



- Accommodates the following Mercury/Lenel-S2 boards with or without Altronix power/accessories:
 - Mercury: MR50, MR62e, LP1501, LP2500, MUX8, LP1502, LP4502, MR16IN, MR16OUT, MR52
 - Lenel-S2: LNL-1300, LNL-1300e, LNL-2210, LNL-3300, LNL-8000, LNL-2220, LNL-4420, LNL-1100, LNL-1200, LNL-1320
 - Altronix Power Supplies and Sub-Assemblies
- Dimensions: 17.53" x 15.3" x 6.67"

TM1X - Backplane

- Accommodates Mercury/Lenel-S2 boards with or without Altronix power/accessories
- Fits Altronix WP2 NEMA4/4X IP66-11 Rated outdoor enclosure.

PMK2 Pole Mount Kit



All registered trademarks are property of their respective owners.

TR²OVE™ ACCESS AND POWER INTEGRATION SOLUTIONS

*For up to 36 door
Open Path access systems*

Trove3MB3 - Enclosure + Backplane

- Accommodates the following:
 - Up to six (6) pieces of 29" DIN Rail horizontally or up to six (6) pieces of 35" DIN Rail vertically
 - Up to eighteen (18) BR3M2PK (not included) brackets to house the following Mercury/Lenel-S2 boards with or without Altronix power/accessories:
 - Mercury: LP2500, MUX8, LP1502, LP4502, MR16IN, MR16OUT, MR52
 - Lenel-S2: LNL-2210, LNL-3300, LNL-X2220, LNL-4420, LNL-1100, LNL-1200, LNL-1320
 - Altronix Power Supplies and Sub-Assemblies
- Includes Altronix Trove3 Enclosure TMB3 backplane.

Trove3MBK3 Enclosure + Backplane

- Includes eighteen (18) BR3M2PK brackets Altronix Trove3 Enclosure and TMB3 backplane.

TMB3 - Backplane

- Accommodates same as above and fits Altronix Trove3 enclosure.

All registered trademarks are property of their respective owners.



Trove3MBK3

** Boards not included*

Altronix Power Distribution

Supporting the leading access brands

Removeable Backplane

For ease of deployment

Finger Duct Option


For wire management

Custom Wire Assemblies

Factory installed and include terminal block connections for Mercury hardware for ease of installation

Backup Batteries

Ample room in enclosure for batteries



T2M7LXK1

* Boards not included

TR²VE™ ACCESS AND POWER INTEGRATION SOLUTIONS

*For up to 8 door
Open Path access systems*

Trove1PH1 - Enclosure + Backplane

- Includes Altronix Trove1 Enclosure TC1 backplane.

*For up to 16 door
Open Path access systems*

Trove2PH2 - Enclosure + Backplane

- Includes Altronix Trove2 Enclosure and TCV2 backplane.

Accommodates

- The following Open Path boards with or without Altronix power/accessories:
 - OP-ACC, OP-EX-4E, OP-EX-8E, OP-16EM
 - Altronix Power Supplies/Sub-Assemblies

TC1 - Backplane

- Accommodates same as above and fits Altronix Trove1 enclosure.

TCV2 - Backplane

- Accommodates same as above and fits Altronix Trove2 enclosure.

All registered trademarks are property of their respective owners.

openpath



T2PHK3316D
* Boards not included

TROVE™ ACCESS AND POWER INTEGRATION SOLUTIONS

*For up to 8 door
Paxton access systems*

Trove2PX2 Enclosure + Backplane

- Accommodates the following Paxton boards with or without Altronix power/accessories:
 - Up to (12) Net2 Plus or (9) Paxton10
 - Altronix Power Supplies/Sub-Assemblies
- Includes Altronix Trove2 Enclosure TPX2 backplane.



T2PXK78

* Boards not included

*For up to 24 door
Prodatakey access systems*



Trove1PD1 Enclosure + Backplane

- Includes Altronix Trove1 Enclosure TPD1 backplane.

Accommodates

- The following Prodatakey boards with or without Altronix power/accessories:
 - OPM-07-EIOE-E
 - Altronix Power Supplies/Sub-Assemblies

TPD1 - Backplane

- Accommodates same as above and fits Altronix Trove1 enclosure.



* Boards not included

All registered trademarks are property of their respective owners.

TR²VE™ ACCESS AND POWER INTEGRATION SOLUTIONS

*For up to 14 door
S2 NetBox access systems*

Trove2SS2 - Enclosure + Backplane

- Includes Altronix Trove2 Enclosure TSS2 backplane.

*For up to 28 door
S2 NetBox access systems*

Trove3SS3 - Enclosure + Backplane

- Includes Altronix Trove3 Enclosure and TSS3 backplane.

Accommodates

- Accommodates the following S2 boards with or without Altronix power/accessories:
 - S2-INST
 - Altronix Power Supplies/Sub-Assemblies

TSS2 - Backplane

- Accommodates same as above and fits Altronix Trove2 enclosure.

TSS3 - Backplane

- Accommodates same as above and fits Altronix Trove3 enclosure.

S2 SECURITY 



T2SSK7514

* Boards not included

85

TROVE™ ACCESS AND POWER INTEGRATION SOLUTIONS

*For up to 8 door
Salto access systems*

Trove1SA1 - Enclosure + Backplane

- Includes Altronix Trove1 Enclosure TSA1 backplane.

*For up to 12 door
Salto access systems*

Trove2SA2 - Enclosure + Backplane

- Includes Altronix Trove2 Enclosure and TSA2 backplane.

Accommodates

86

- The following Salto boards with or without Altronix power/accessories:
 - CU4EB8, CU4200, CU42E0
 - Altronix Power Supplies/Sub-Assemblies

TSA1 - Backplane

- Accommodates same as above and fits Altronix Trove1 enclosure.

TSA2 - Backplane

- Accommodates same as above and fits Altronix Trove2 enclosure.

SALTO
inspired**access**



Trove1SA1

* Boards not included

All registered trademarks are property of their respective owners.

TR[O]VE™ ACCESS AND POWER INTEGRATION SOLUTIONS

*For up to 8 door
Sielox access systems*

Trove2SL2 Enclosure + Backplane **Sielox®**

- Includes Altronix Trove2 Enclosure and TSL2 backplane.

Accommodates

- The following Sielox boards with or without Altronix power/accessories:
 - AC-1700
 - Altronix Power Supplies/
Sub-Assemblies

TSL2 Backplane

- Accommodates same as above and fits Altronix Trove2 enclosure.



*For up to 4 door
Suprema access systems*

Trove1SP1 Enclosure + Backplane

- Includes Altronix Trove1 Enclosure TSP1 backplane.

Accommodates

- The following Prodatakey boards with or without Altronix power/accessories:
 - CoreStation
 - Altronix Power Supplies/Sub-Assemblies

TSP1 Backplane

- Accommodates same as above and fits Altronix Trove1 enclosure.



All registered trademarks are property of their respective owners.

TROVE™ ACCESS AND POWER INTEGRATION SOLUTIONS

*For up to 16 door
Salto access systems*

Trove2SH2 - Enclosure + Backplane

- Includes Altronix Trove2 Enclosure TSH2 backplane.

*For up to 16 door
Salto access systems*

Trove3SH3 - Enclosure + Backplane

- Includes Altronix Trove3 Enclosure and TSH3 backplane.

88 Accommodates

- The following Salto boards with or without Altronix power/accessories:
 - iStar Ultra/Pro GCM, iStar Ultra/Pro ACM, iStar ACM SE, i8, i8 CSI, r8
 - Altronix Power Supplies/Sub-Assemblies

TSH2 - Backplane

- Accommodates same as above and fits Altronix Trove2 enclosure.

TSH3 - Backplane

- Accommodates same as above and fits Altronix Trove3 enclosure.

SOFTWARE HOUSE



Trove2SH2

** Boards not included*

Pre-assembled kits available in various configurations.

All registered trademarks are property of their respective owners.

TR²VE™ ACCESS AND POWER INTEGRATION SOLUTIONS

*For up to 16 door
Salto access systems*

SOFTWARE HOUSE

Trove1SH1R - Rack Enclosure + Backplane

- Includes Altronix Trove1R Rack Enclosure TSH1R backplane.
- Accommodates the following Salto boards with or without Altronix power/accessories:
 - iStar Ultra/Pro GCM, iStar Ultra/Pro ACM, iStar ACM SE, i8, i8 CSI, r8
 - Altronix Power Supplies/Sub-Assemblies

TSH1R - Backplane

- Accommodates same as above and fits Altronix Trove1R enclosure.



*Trove2SH2
* Boards not included*

Pre-assembled kits available in various configurations.

All registered trademarks are property of their respective owners.

TR^QVE™ ACCESS AND POWER INTEGRATION SOLUTIONS

*For up to 4 door
Swiftlane access systems*

Trove1SF1 - Enclosure + Backplane

- Includes Altronix Trove1 Enclosure TSF1 backplane.

*For up to 12 door
Swiftlane access systems*

Trove2SF2 - Enclosure + Backplane

- Includes Altronix Trove2 Enclosure and TSF2 backplane.

Accommodates

- 90
- Accommodates the following Swiftlane boards with or without Altronix power/accessories:
 - SL-DCU
 - Altronix Power Supplies/Sub-Assemblies

TSF1 - Backplane

- Accommodates same as above and fits Altronix Trove1 enclosure.

TSF2 - Backplane

- Accommodates same as above and fits Altronix Trove2 enclosure.



*Trove2SF2
* Boards not included*

All registered trademarks are property of their respective owners.

TR[O]VE™ ACCESS AND POWER INTEGRATION SOLUTIONS

*For up to 16 door
ZKTeco USA access systems*

ZKTeco
USA

Trove2Z2 - Enclosure + Backplane

- Includes Altronix Trove2 Enclosure and T2Z backplane.

Accommodates

- Accommodates the following ZKTeco USA boards with or without Altronix power/accessories:
 - ZKTeco SMB/Pro Series C3 and inBio 1,2 and 4 Door Controllers.
 - Altronix Power Supplies/Sub-Assemblies

T2Z - Backplane

- Accommodates same as above and fits Altronix Trove2 enclosure.



All registered trademarks are property of their respective owners.

TROVE™ ACCESS AND POWER INTEGRATION SOLUTIONS

Customize your own system utilizing our Mounting Magnets and blank backplanes!

Trove2BL2 Enclosure + Backplane

- Accommodates any access controller boards
- Includes Altronix Trove2 Enclosure TBL2 backplane.

TBL2 Backplane

- Accommodates any access controller boards
- Fits Altronix Trove2 enclosure.

Trove3BL3 Enclosure + Backplane

- Accommodates any access controller boards
- Includes Altronix Trove3 Enclosure TBL3 backplane.

TBL3 Backplane

- Accommodates any access controller boards
- Fits Altronix Trove3 enclosure.

Trove1BL1R Rack Enclosure + Backplane

- Accommodates any access controller boards
- Fits Altronix Trove1R rack enclosure.

MM4

Mounting magnets accommodates screws and standoffs. 26 lbs. holding force.
Pack of 4, includes four (4) nylon standoffs and eight (8) 5/16" pan head screws.

MM8 - Pack of 8. **MM12** - Pack of 12. **MM24** - Pack of 24.





ACCESS AND POWER INTEGRATION SOLUTIONS

Optional Accessories for TROVE Series

Model	Description	Model	Description
BL3	18" Battery Leads (black and red)	BL6	68" Battery Leads (black and red)
BL4	8" Battery Series Jumper (yellow)	BR1	Mounting bracket for various sub-assemblies
BT126	12VDC / 7AH Rechargeable Battery	BT1212	12VDC / 12AH Rechargeable Battery
CAM1	Cam lock for enclosures (excludes WP1, WP2, WP3 and WP4)		
CKL1	Latch lock for enclosures (excludes WP1, WP2, WP3 and WP4)		
GB1	Altronix Adapter Plate for Genetec Synergis Cloud Link		
MM4	Mounting magnets accommodates screws and standoffs. 26 lbs. holding force. Pack of 4, includes four (4) nylon standoffs and eight (8) 5/16" pan head screws. MM8 - Pack of 8. MM12 - Pack of 12. MM24 - Pack of 24.		
NETWAY5B	5-Port Hardened Switch Board		
PSC1	Power Supply/Charger Cover		
RSB1	Rocker Switch Bracket - Includes one (1) Master Power ON/OFF Switch and Wires		
RSB2	Rocker Switch Bracket - Includes two (2) Master Power ON/OFF Switches and Wires		
WM5	Magnetic cable tie mount. Accommodates standard zip ties. 16 lbs. holding force. Pack of 5. WM25 - Pack of 25. WM100 - Pack of 100.		



PSC1 mounted above AL600ULXB




WM5



CKL1


Genetec™



GB1

* Boards not included






Power your
Access Control with
4PPoE, 802.3bt.

TANGGO

PoE Driven Access Power

TANGO POE DRIVEN POWER SUPPLY WITH LITHIUM BATTERY BACKUP



95

Tango1B

- 802.3bt PoE up to 90W or 802.3at up to 30W or 802.3af up to 15W
- Power Output (when using 802.3bt 90W)
12VDC up to 6.25A (72W), and/or 24VDC up to 3A (72W).
Combined output not to exceed 72W.
- When charging battery:
12VDC up to 5.4A (65W) and/or 24VDC up to 2.7A (62W).
Combined output not to exceed 62W.
- Pass-through Ethernet Port (data only).

- 12VDC battery charger for Lithium Iron Phosphate Battery (LiFePO₄ only). Unique technology allows for single battery to backup. 12VDC and/or 24VDC systems.
- Loss of PoE Input.
- Battery Supervision
- Indicators (LED)
Input - Indicates input voltage is present.
Output - Indicates normal operating condition.
PoE Type - PoE Class Indicator
Supervision - PoE Fail or BAT Fail.

TANGO POE DRIVEN ACCESS POWER CONTROLLER

Tango8A(CB)

ACMS8/ACMS8CB Access Power Controller:

Inputs:

12VDC and 24VDC from Tango1B, factory wired.

Current Consumption: 0.6A @ 12V, 0.3A @ 24V with all relays energized

Main Fuse Rating: 15/32A.

Trigger Inputs:

Eight (8) individually controlled trigger inputs:

- Normally open (NO) inputs.
- Normally closed (NC) inputs.
- Open collector sink inputs.
- Wet Input (5VDC - 24VDC) with 10K resistor.
- Any combination of the above.

Outputs:

Tango8A: Eight (8) Fuse protected outputs rated @ 2.5A per output, non power-limited. Total output 20A max.

Tango8ACB: Eight (8) PTC protected outputs rated @ 2A per output, Class 2 power-limited. Total output 16A max.

Do not exceed the individual power supply ratings.

Eight (8) selectable 12VDC or 24VDC independently controlled outputs or eight (8) independently controlled Form "C" relay outputs:

- Fail-Safe and/or Fail-Secure power outputs.
- Form "C" Relays. 28VAC or VDC @ 2.5A Rated.
- Auxiliary power outputs (unswitched).
- Any combination of the above.

Any of the eight (8) power outputs are selectable for 12VDC or 24VDC.

Individual outputs may be set to OFF position for servicing.

Output Ratings:

Fuses are rated 2.5A each, PTCs are rated at 2A.

Fire Alarm Disconnect:

Supervised Latching or non-latching, individually selectable for any or all of the eight (8) outputs.

EOL 10K Resistor.

Indicators (LED):

Red LEDs: Outputs are triggered (relays energized).

Blue LEDs: FACP disconnect is triggered.

Voltage LEDs: 12VDC (Green), 24VDC (Red).

Tango8AP(CB) includes ACMS8(CB) PDS8/PDS8CB Power Distribution Module:

Inputs:

12VDC and 24VDC from Tango1B, factory wired.

Main Fuse Rating 10A/32V.

Outputs:

Tango8AP: Fuse protected outputs rated @ 3A per output, non power-limited. Total output 20A max.

Tango8APCB: PTC protected outputs rated @ 2A per output, Class 2 power-limited. Total output 16A max.

TANGO POE DRIVEN ACCESS POWER CONTROLLER

PDS8/PDS8CB Power Distribution Module (cont'd):

Do not exceed the individual power supply ratings.
Any of the eight (8) power outputs are selectable for
12VDC or 24VDC.
Individual outputs may be set to OFF position for servicing.

Indicators (LED):

DC Output Individual voltage LEDs indicate
12VDC (Green) or 24VDC (Green and Red).



Features:

- 802.3bt PoE up to 90W or 802.3at up to 30W or 802.3af up to 15W
- Power Output (when using 802.3bt 90W)
12VDC up to 6.25A (PDS8=72W, ACMS8=65W),
and/or 24VDC up to 3A (PDS8=72W, ACMS8=65W).
Combined output not to exceed 72W/65W.
- When charging batteries:
12VDC up to 5.4A (PDS8=65W, ACMS8=55W)
and/or 24VDC up to 2.7A (PDS8=65W, ACMS8=55W).
Combined output not to exceed 65W/55W.
- Pass-through Ethernet Port (data only).
- 12VDC battery charger for
Lithium Iron Phosphate Battery (LiFePO₄ only).
Unique technology allows for single battery to backup.
12VDC and/or 24VDC systems.

- Loss of PoE Input.
- Battery Supervision
- Indicators (LED)
Input - Indicates input voltage is present.
Output - Indicates normal operating condition.
PoE Type - PoE Class Indicator
Supervision - PoE Fail or BAT Fail.
- Dimensions: 15.5"H x 12"W x 4.5"D

TANGO POE DRIVEN MULTI-OUTPUT POWER SUPPLY

Tango8P(CB)

- 12VDC and 24VDC from Tango1B, factory wired.
- Main Fuse Rating - 10A/32V.
- Outputs
 - Tango8P:** Fuse protected outputs rated @ 3A per output, non power-limited. Total output 20A max.
 - Tango8PCB:** PTC protected outputs rated @ 2A per output, Class 2 power-limited. Total output 16A max.
 Do not exceed the individual power supply ratings.
- Any of the eight (8) power outputs are selectable for 12VDC or 24VDC.

- Individual outputs may be set to OFF position for servicing.
- Indicators (LED)
 - Individual voltage LEDs
 - Green: 12VDC
 - Green and Red: 24VDC.



98

Features:

- 802.3bt PoE up to 90W or 802.3at up to 30W or 802.3af up to 15W
- Power Output (when using 802.3bt 90W)
 - 12VDC up to 6.25A (72W), and/or 24VDC up to 3A (72W).
 - Combined output not to exceed 72W.
- When charging batteries:
 - 12VDC up to 5.4A (62W) and/or 24VDC up to 2.7A (62W).
 - Combined output not to exceed 62W.
- Pass-through Ethernet Port (data only).
- 12VDC battery charger for Lithium Iron Phosphate Battery (LiFePO₄ only). Unique technology allows for single battery to backup. 12VDC and/or 24VDC systems.
- Loss of PoE Input.
- Battery Supervision
- Indicators (LED)
 - Input - Indicates input voltage is present.
 - Output - Indicates normal operating condition.
 - PoE Type - PoE Class Indicator
 - Supervision - PoE Fail or BAT Fail.
- Dimensions: 15.5"H x 12"W x 4.5"D

Strikelt PANIC DEVICE POWER CONTROLLERS

Strikelt1

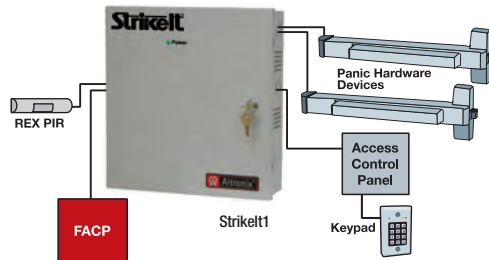
- UL Listed in the U.S. and Canada for Access Control and CSFM Approved.
- Two (2) 20VDC to 26.4VDC individually controlled lock outputs for applications with battery backup.
24VDC for applications without battery backup (U.S. only).
- Current rating 15 amp for 300ms, 0.75 continuous supply current.
- One (1) 20VDC to 26.4VDC aux. output rated at 0.75 amp for applications with battery backup. 24VDC for applications (in U.S.) not requiring battery backup.
- Selectable timed lock release from 1 sec. to 30 seconds.
- One (1) 12VDC filtered and regulated output rated @ 0.75 amp.
- Two (2) delayed follower relays control automatic door operators.
- Two (2) follower relays can be used to indicate doors have been released.
- Two (2) programmable Fire Alarm Disconnect options:
 - a) Removes power to outputs and disables delayed follower relays.
 - b) Connects power to lock outputs and enables delayed follower relays.
- LED indicators monitor: lock status, lock wiring trouble conditions (open or short circuit), FACP trigger input and battery.
- Fits two (2) 12VDC/7AH batteries.

Enclosure dimensions: 13.5"H x 13"W x 3.25"D

Strikelt2:

- UL Listed in the U.S. and Canada for Access Control and CSFM Approved.
- One (1) 24VDC controlled lock output rated @ 16 amp for 300ms.
- One (1) 24VDC regulated auxiliary output rated @ .5 amp.
- One (1) N/O trigger input.
- LED indicates presence of 24VDC.
- Fits two (2) 12VDC/4AH batteries.

Enclosure dimensions: 8.25"H x 7.5"W x 3.5"D



99

Features:

- Designed to handle the high current surge panic hardware locking device(s) demand.
- Built-in charger for sealed lead acid or gel type batteries.
- Automatic switch over to stand-by battery when AC fails.

- Short circuit and thermal overload protection.
- AC power LED indicator.
- 115VAC 50/60Hz. input.
- Includes cam lock and battery leads.



Strikelt PANIC DEVICE POWER CONTROLLERS

Power Controller for Motorized Locking Devices

Strikelt4

- Two (2) 19.8VDC-26.4VDC rated individually controlled lock outputs configurable for fail-secure or fail-safe electronic locking hardware for applications with battery back-up.
- Two (2) Normally Open (N.O.) trigger inputs (Input 1 and Input 2).
- FACP Normally Closed (N.C.) input.



100

Features:

- Designed to handle the high current surge panic hardware locking device(s) demand.
- Built-in charger for sealed lead acid or gel type batteries.
- Input 115VAC, 60Hz, 2.5A or 230VAC, 50Hz, 1.5A.
- Two normally open ADA inputs for special mode of interfacing with automatic door operators.
- One (1) 19.8VDC-26.4VDC @ 0.8A rated filtered regulated auxiliary output for applications with battery back-up, 24VDC-26.4VDC @ 0.8A rated for applications in US not requiring battery back-up. Not affected by FACP trigger.
- One (1) 12VDC filtered regulated auxiliary output rated 0.5A. Not affected by FACP trigger.
- Two (2) follower Normally Open relay outputs for controlling ADA actuators/accessories rated 28VDC @ 0.5A.
- Two momentary door operator activation relay outputs.
- Trouble relay output indicating low AC voltage trouble and battery trouble.
- Built-in charger for sealed lead acid batteries.
- Automatic switch over to stand-by battery when AC fails.
- LED indicators:
 - AC Power LED indicates AC presence.
 - Trigger output LEDs indicate panic device status / opened (activated, short circuit).
 - Fire Alarm Interface (FAI) indicates FACP interface is activated.
 - Battery LED indicates low battery during AC failure and battery test.
 - AC status LED indicates loss of AC power.

DISTRIBUTED CONTROL PANEL POWER UNITS

Eight (8) Output

AL168CB

- 6 amp @ 16VAC or 5.5 amp @ 18VAC.
 - Eight (8) PTC protected power outputs.
- Enclosure dimensions: 8.5"H x 7.5"W x 3.5"D

AL168175CB

- 10 amp @ 16VAC.
 - Eight (8) PTC protected power outputs.
- Enclosure dimensions: 8.5"H x 7.5"W x 3.5"D

AL168300CB

- 18 amp @ 16VAC or 16 amp @ 18VAC.
 - Eight (8) PTC protected power outputs.
 - Includes cam lock.
- Enclosure dimensions: 13.5"H x 13"W x 3.25"D

AL168300CBM


- 18 amp @ 16VAC or 16 amp @ 18VAC.
 - Eight (8) PTC protected power outputs.
- Enclosure dimensions: 8.5"H x 7.5"W x 3.75"D

AL168600CB

- 40 amp @ 16VAC or 36 amp @ 18VAC.
 - Eight (8) PTC protected power outputs.
 - Includes cam lock.
- Enclosure dimensions: 13.5"H x 13"W x 3.25"D

Features:

- CE Approved.
- 115VAC 50/60Hz. input.
- Surge suppression.
- Illuminated master power switch (AL168CB has power ON/OFF switch).
- Short circuit and thermal overload protection.
- AC power LED indicator.



101

TRIPLE VOLTAGE POWER SUPPLY/CHARGERS

Three (3) Output

AL400UL3

- UL Listed in the U.S. and Canada for Access Control. UL Listed in the U.S. for Burglar Alarms, Fire and Nurse Call. CSFM Approved.
 - Simultaneous power outputs:
1.75 amp @ 5VDC, 1.75 amp @ 12VDC, and 1.5 amp @ 24VDC.
 - Three (3) Class 2 Rated power-limited outputs.
 - Fits two (2) 12VDC/7AH batteries.
- Enclosure dimensions: 13.5"H x 13"W x 3.25"D

AL400UL3X

- AL400UL3 with larger enclosure.
 - Fits two (2) 12VDC/12AH batteries.
- Enclosure dimensions: 15.5"H x 12.23"W x 4.5"D

AL600UL3

- UL Listed in the U.S. and Canada for Access Control. UL Listed in the U.S. for Burglar Alarms, Fire and Nurse Call. CSFM Approved.
 - Simultaneous power outputs:
1.75 amp @ 5VDC, 1.75 amp @ 12VDC, and 3 amp @ 24VDC.
 - Three (3) total outputs:
Class 2 Rated power-limited outputs (5VDC & 12VDC),
non power-limited output (24VDC).
 - Fits two (2) 12VDC/7AH batteries.
- Enclosure dimensions: 13.5"H x 13"W x 3.25"D

AL600UL3X

- AL600UL3 with larger enclosure.
 - Fits two (2) 12VDC/12AH batteries.
- Enclosure dimensions: 15.5"H x 12.23"W x 4.5"D

AL600UL3

Features:

- 115VAC 60Hz. input.
- Filtered and electronically regulated output(s).
- Short circuit and thermal overload protection.
- Built-in charger for sealed lead acid or gel type batteries.
- Zero voltage drop upon transfer to battery backup.
- Automatic switch over to stand-by battery when AC fails.
- AC fail, low battery and battery presence supervision.
- AC input and DC output LED indicators.
- Includes cam lock and battery leads.



(Batteries optional - order separately)



ENHANCED POWER SUPPLY/CHARGERS

Single Output

eFlow3N

- UL Listed in the U.S. and Canada for Access Control and Burglar Alarms. UL Listed in the U.S. for Fire. CSFM Approved.
- 12VDC or 24VDC @ 2 amp total supply current.
- Class 2 Rated power-limited outputs.

Enclosure dimensions: 13.5"H x 13"W x 3.25"D

* For larger enclosure add suffix "X" to model number (i.e. eFlow3NX)

Enclosure accommodates two (2) 12VDC/12AH batteries.

Enclosure dimensions: 15.5"H x 12.23"W x 4.5"

Four (4) Output

eFlow3N4

- UL Listed in the U.S. and Canada for Access Control and Burglar Alarms. UL Listed in the U.S. for Fire. CSFM Approved.
- 12VDC or 24VDC @ 2 amp total supply current.
- Four (4) Class 2 Rated fuse protected power-limited outputs.

Enclosure dimensions: 13.5"H x 13"W x 3.25"D

eFlow3N4D

- eFlow3N4 with Four (4) Class 2 Rated PTC protected power-limited outputs.

103

Features:

- 120VAC 60Hz. input.
- Built-in supervised fire alarm disconnect.
- Additional aux. power-limited output rated @ 1 amp (unswitched).
- Over voltage protection - guards against equipment damage.
- Filtered and electronically regulated output(s).
- Short circuit and thermal overload protection.
- Low power cutoff - protects stand-by batteries from deep discharge.
- Power LED visible on the enclosure door.



- AC fail, low battery and battery presence supervision.
- Built-in charger for sealed lead acid or gel type batteries.
- Zero voltage drop upon transfer to battery backup.
- Automatic switch over to stand-by battery when AC fails.
- AC input and DC output LED indicators.
- Includes cam lock and battery leads.
- Enclosure accommodates up to two (2) 12VDC/7AH batteries.

Monitor and control eFlow Series Power Supply/Chargers with LINQ2 - Network Communication Modules (pg. 36)



ENHANCED POWER SUPPLY/CHARGERS

Single Output

eFlow4N

- UL Listed in the U.S. and Canada for Access Control and Burglar Alarms. UL Listed in the U.S. for Fire. CSFM Approved.
 - 12VDC or 24VDC @ 4 amp total supply current.
 - Class 2 Rated power-limited outputs.
- Enclosure dimensions: 13.5"H x 13"W x 3.25"D

* For larger enclosure add suffix "X" to model number (i.e. eFlow4NX)
 Enclosure accommodates two (2) 12VDC/12AH batteries.
 Enclosure dimensions: 15.5"H x 12.23"W x 4.5"D

Eight (8) Output

eFlow4N8

- UL Listed in the U.S. and Canada for Access Control and Burglar Alarms. UL Listed in the U.S. for Fire. CSFM Approved.
 - 12VDC or 24VDC @ 4 amp total supply current.
 - Eight (8) Class 2 Rated fuse protected power-limited outputs.
- Enclosure dimensions: 13.5"H x 13"W x 3.25"D

eFlow4N8D

- eFlow4N8 with Eight (8) Class 2 Rated PTC protected power-limited outputs.

104

Features:

- 120VAC 60Hz. input.
- Built-in supervised fire alarm disconnect.
- Additional aux. power-limited output rated @ 1 amp (unswitched).
- Over voltage protection - guards against equipment damage.
- Filtered and electronically regulated output(s).
- Short circuit and thermal overload protection.
- Low power cutoff - protects stand-by batteries from deep discharge.
- Power LED visible on the enclosure door.



- AC fail, low battery and battery presence supervision.
- Built-in charger for sealed lead acid or gel type batteries.
- Zero voltage drop upon transfer to battery backup.
- Automatic switch over to stand-by battery when AC fails.
- AC input and DC output LED indicators.
- Includes cam lock and battery leads.
- Enclosure accommodates up to two (2) 12VDC/7AH batteries.

Monitor and control eFlow Series Power Supply/Chargers with LINQ2 - Network Communication Modules (pg. 36)



ENHANCED POWER SUPPLY/CHARGERS

Single Output

eFlow6N

- UL Listed in the U.S. and Canada for Access Control and Burglar Alarms. UL Listed in the U.S. for Fire. CSFM Approved.
 - 12VDC or 24VDC @ 6 amp total supply current.
- Enclosure dimensions: 13.5"H x 13"W x 3.25"D

* For larger enclosure add suffix "X" to model number (i.e. eFlow6NX)
Enclosure accommodates two (2) 12VDC/12AH batteries.
Enclosure dimensions: 15.5"H x 12.23"W x 4.5"D

Eight (8) Output

eFlow6N8

- UL Listed in the U.S. and Canada for Access Control and Burglar Systems. UL Listed in the U.S. for Fire. CSFM Approved.
 - 12VDC or 24VDC @ 6 amp total supply current.
 - Eight (8) fuse protected outputs.
- Enclosure dimensions: 13.5"H x 13"W x 3.25"D

eFlow6N8D

- eFlow6N8 with Eight (8) Class 2 Rated PTC protected power-limited outputs.

105

Features:

- 120VAC 60Hz. input.
- Built-in supervised fire alarm disconnect.
- Additional aux. power-limited output rated @ 1 amp (unswitched).
- Over voltage protection - guards against equipment damage.
- Filtered and electronically regulated output(s).
- Short circuit and thermal overload protection.
- Low power cutoff - protects stand-by batteries from deep discharge.
- Power LED visible on the enclosure door.



- AC fail, low battery and battery presence supervision.
- Built-in charger for sealed lead acid or gel type batteries.
- Zero voltage drop upon transfer to battery backup.
- Automatic switch over to stand-by battery when AC fails.
- AC input and DC output LED indicators.
- Includes cam lock and battery leads.
- Enclosure accommodates up to two (2) 12VDC/7AH batteries.

Monitor and control eFlow Series Power Supply/Chargers with LINQ2 - Network Communication Modules (pg. 36)



ENHANCED POWER SUPPLY/CHARGERS

Sixteen (16) Output

eFlow6N16

- UL Listed in the U.S. and Canada for Access Control and Burglar Systems. UL Listed in the U.S. for Fire. CSFM Approved.
- 12VDC or 24VDC @ 6 amp total supply current.
- Sixteen (16) fuse protected outputs.

Enclosure dimensions: 13.5"H x 13"W x 3.25"D

eFlow6N16D

- eFlow6N16 with Sixteen (16) Class 2 Rated PTC protected power-limited outputs.

106

Single Output

eFlow102N

- UL Listed in the U.S. and Canada for Access Control and Burglar. UL Listed in the U.S. for Fire. CSFM Approved.
- 12VDC @ 10 amp total supply current.

Enclosure dimensions:
13.5"H x 13"W x 3.25"D



EFLOW102N8

Features:

- 120VAC 60Hz. input.
- Built-in supervised fire alarm disconnect.
- Additional aux. power-limited output rated @ 1 amp (unswitched).
- Over voltage protection - guards against equipment damage.
- Filtered and electronically regulated output(s).
- Short circuit and thermal overload protection.
- Low power cutoff - protects stand-by batteries from deep discharge.
- Power LED visible on the enclosure door.



- AC fail, low battery and battery presence supervision.
- Built-in charger for sealed lead acid or gel type batteries.
- Zero voltage drop upon transfer to battery backup.
- Automatic switch over to stand-by battery when AC fails.
- AC input and DC output LED indicators.
- Includes cam lock and battery leads.
- Enclosure accommodates up to two (2) 12VDC/7AH batteries.

Monitor and control eFlow Series Power Supply/Chargers with LINQ2 - Network Communication Modules (pg. 36)



ENHANCED POWER SUPPLY/CHARGERS

Eight (8) Output

eFlow102N8

- UL Listed in the U.S. and Canada for Access Control and Burglar. UL Listed in the U.S. for Fire. CSFM Approved.
- 12VDC @ 10 amp total supply current.
- Eight (8) fuse protected outputs.

Enclosure dimensions: 13.5"H x 13"W x 3.25"D

eFlow102N8D

- eFlow102N8 with Eight (8) Class 2 Rated PTC protected power-limited outputs.

Sixteen (16) Output

eFlow102N16

- UL Listed in the U.S. and Canada for Access Control and Burglar. UL Listed in the U.S. for Fire. CSFM Approved.
- 12VDC @ 10 amp total supply current.
- Sixteen (16) fuse protected outputs.

Enclosure dimensions: 13.5"H x 13"W x 3.25"D

eFlow102N16D

- eFlow102N16 with Sixteen (16) Class 2 Rated PTC protected power-limited outputs.

107

Features:

- 120VAC 60Hz. input.
- Built-in supervised fire alarm disconnect.
- Additional aux. power-limited output rated @ 1 amp (unswitched).
- Over voltage protection - guards against equipment damage.
- Filtered and electronically regulated output(s).
- Short circuit and thermal overload protection.
- Low power cutoff - protects stand-by batteries from deep discharge.
- Power LED visible on the enclosure door.



- AC fail, low battery and battery presence supervision.
- Built-in charger for sealed lead acid or gel type batteries.
- Zero voltage drop upon transfer to battery backup.
- Automatic switch over to stand-by battery when AC fails.
- AC input and DC output LED indicators.
- Includes cam lock and battery leads.
- Enclosure accommodates up to two (2) 12VDC/7AH batteries.

Monitor and control eFlow Series Power Supply/Chargers with LINQ2 - Network Communication Modules (pg. 36)



ENHANCED POWER SUPPLY/CHARGERS

Single Output

eFlow104N

- UL Listed in the U.S. and Canada for Access Control and Burglar. UL Listed in the U.S. for Fire. CSFM Approved.
- 24VDC @ 10 amp total supply current.

Enclosure dimensions: 13.5"H x 13"W x 3.25"D

* For larger enclosure add suffix "X" to model number (i.e. eFlow104NX)

Enclosure accommodates two (2) 12VDC/12AH batteries.

Enclosure dimensions: 15.5"H x 12.23"W x 4.5"

12VDC & 24VDC Output

eFlow104NK1

- 24VDC up to 10 amp total supply current and 12VDC up to 6 amp total supply current.*

Enclosure dimensions:
13.5"H x 13"W x 3.25"D

*24VDC current availability dependent on 12VDC load.



108

Features:

- 120VAC 60Hz. input.
- Built-in supervised fire alarm disconnect.
- Additional aux. power-limited output rated @ 1 amp (unswitched).
- Over voltage protection - guards against equipment damage.
- Filtered and electronically regulated output(s).
- Short circuit and thermal overload protection.
- Low power cutoff - protects stand-by batteries from deep discharge.
- Power LED visible on the enclosure door.



- AC fail, low battery and battery presence supervision.
- Built-in charger for sealed lead acid or gel type batteries.
- Zero voltage drop upon transfer to battery backup.
- Automatic switch over to stand-by battery when AC fails.
- AC input and DC output LED indicators.
- Includes cam lock and battery leads.
- Enclosure accommodates up to two (2) 12VDC/7AH batteries.

Monitor and control eFlow Series Power Supply/Chargers with LINQ2 - Network Communication Modules (pg. 36)



ENHANCED POWER SUPPLY/CHARGERS

Eight (8) Output

eFlow104N8

- UL Listed in the U.S. and Canada for Access Control and Burglar.
UL Listed in the U.S. for Fire. CSFM Approved.
 - 24VDC @ 10 amp total supply current.
 - Eight (8) fuse protected outputs.
- Enclosure dimensions: 13.5"H x 13"W x 3.25"D

eFlow104N8D

- eFlow104N16 with Eight (8) Class 2 Rated PTC protected power-limited outputs.

Sixteen (16) Output

eFlow104N16

- UL Listed in the U.S. and Canada for Access Control and Burglar.
UL Listed in the U.S. for Fire. CSFM Approved.
 - 24VDC @ 10 amp total supply current.
 - Sixteen (16) fuse protected outputs.
- Enclosure dimensions: 13.5"H x 13"W x 3.25"D

eFlow104N16D

- eFlow104N16 with Sixteen (16) Class 2 Rated PTC protected power-limited outputs.

Features:

- 120VAC 60Hz. input.
- Built-in supervised fire alarm disconnect.
- Additional aux. power-limited output rated @ 1 amp (unswitched).
- Over voltage protection - guards against equipment damage.
- Filtered and electronically regulated output(s).
- Short circuit and thermal overload protection.
- Low power cutoff - protects stand-by batteries from deep discharge.
- Power LED visible on the enclosure door.
- AC fail, low battery and battery presence supervision.
- Built-in charger for sealed lead acid or gel type batteries.



- Zero voltage drop upon transfer to battery backup.
- Automatic switch over to stand-by battery when AC fails.
- AC input and DC output LED indicators.
- Includes cam lock and battery leads.
- Enclosure accommodates up to two (2) 12VDC/7AH batteries.



EFLOW104N16D

300 SERIES POWER SUPPLY/CHARGERS

Single Output

AL300ULX

- UL Listed in the U.S. and Canada for Access Control. UL Listed in the U.S. for Burglar Alarms, Fire and Nurse Call. CSFM Approved.
- 2.5 amp @ 12VDC or 24VDC.
- Fits two (2) 12VDC/7AH batteries.

Enclosure dimensions:

13.5"H x 13"W x 3.25"D

AL300ULXD

- UL Listed in the U.S. and Canada for Access Control. UL Listed in the U.S. for Burglar Alarms, Fire and Nurse Call. CE Approved.
- Selectable Input 115VAC or 220VAC.
- 2.5 amp @ 12VDC or 24VDC.
- Fits two (2) 12VDC/12AH batteries.

Enclosure dimensions: 15.5"H x 12.23"W x 4.5"D



Four (4) Output

AL300ULPD4

- UL Listed in the U.S. and Canada for Access Control. UL Listed in the U.S. for Burglar Alarms, Fire and Nurse Call.
- 2.5 amp @ 12VDC or 24VDC.
- Four (4) Class 2 Rated fuse protected power-limited outputs.
- Fits two (2) 12VDC/7AH batteries.

Enclosure dimensions:

13.5"H x 13"W x 3.25"D

AL300ULPD4CB

- AL300ULPD4 with Four (4) Class 2 Rated PTC protected power-limited outputs.

Eight (8) Output

AL300ULPD8

- UL Listed in the U.S. and Canada for Access Control. UL Listed in the U.S. for Burglar Alarms, Fire and Nurse Call.
- 2.5 amp @ 12VDC or 24VDC.
- Eight (8) Class 2 Rated fuse protected power-limited outputs.
- Fits two (2) 12VDC/7AH batteries.

Enclosure dimensions:

13.5"H x 13"W x 3.25"D

AL300ULPD8CB

- AL300ULPD8 with Eight (8) Class 2 Rated PTC protected power-limited outputs.

110

Features:

- 115VAC 60Hz input (except for AL300ULXD).
- Class 2 Rated power-limited output(s).
- Filtered and electronically regulated output(s).
- Short circuit and thermal overload protection.
- Built-in charger for sealed lead acid or gel type batteries.
- Zero voltage drop upon transfer to battery backup.



- Automatic switch over to stand-by battery when AC fails.
- AC fail, low battery and battery presence supervision (AL300ULXD has AC fail and low battery supervision only).
- AC input and DC output LED indicators.
- Includes cam lock and battery leads.

* For red enclosure add suffix "R" to model number.

300 SERIES POWER SUPPLY/CHARGERS

Sixteen (16) Output

AL300ULXPD16

- UL Listed in the U.S. and Canada for Access Control.
UL Listed in the U.S. for Burglar Alarms, Fire and Nurse Call.
- 2.5 amp @ 12VDC or 24VDC.
- Sixteen (16) Class 2 Rated fuse protected power-limited outputs.
- Fits two (2) 12VDC/12AH batteries.

Enclosure dimensions: 15.5"H x 12.23"W x 4.5"D

AL300ULXPD16CB

- AL300ULXPD16 with Sixteen (16) Class 2 Rated PTC protected power-limited outputs.

Features:

- 115VAC 60Hz. input.
- Class 2 Rated power-limited output(s).
- Filtered and electronically regulated output(s).
- Short circuit and thermal overload protection.
- Built-in charger for sealed lead acid or gel type batteries.
- Zero voltage drop upon transfer to battery backup.
- Automatic switch over to stand-by battery when AC fails.
- AC fail, low battery and battery presence supervision.
- AC input and DC output LED indicators.
- Includes cam lock and battery leads.

* For red enclosure add suffix "R" to model number.



400 SERIES POWER SUPPLY/CHARGERS

Single Output

AL400UL

- UL Listed in the U.S. and Canada for Access Control.
UL Listed in the U.S. for Burglar Alarms, Fire and Nurse Call.
CSFM Approved.
- 4 amp @ 12VDC or 3 amp @ 24VDC.
- Single Class 2 Rated power-limited output.
- AC fail and low battery supervision.

Enclosure dimensions: 12.25"H x 7.5"W x 4.5"D

AL400ULX

- UL Listed in the U.S. and Canada for Access Control.
UL Listed in the U.S. for Burglar Alarms, Fire and Nurse Call.
CSFM Approved.
- 4 amp @ 12VDC or 3 amp @ 24VDC.
- Single Class 2 Rated power-limited output.
- AC fail, low battery and battery presence supervision.
- Fits two (2) 12VDC/7AH batteries.

Enclosure dimensions: 13.5"H x 13"W x 3.25"D

* For red enclosure add suffix "R" to model number.

112

Features:

- 115VAC 60Hz. input.
- Filtered and electronically regulated output(s).
- Short circuit and thermal overload protection.
- Built-in charger for sealed lead acid or gel type batteries.
- Zero voltage drop upon transfer to battery backup.
- Automatic switch over to stand-by battery when AC fails.
- AC input and DC output LED indicators.
- Includes cam lock and battery leads.

For red enclosure add suffix "R" to model number.



400 SERIES POWER SUPPLY/CHARGERS

Four (4) Output

AL400ULPD4

- UL Listed in the U.S. and Canada for Access Control. UL Listed in the U.S. for Burglar Alarms, Fire and Nurse Call.
- 4 amp @ 12VDC or 3 amp @ 24VDC.
- Four (4) Class 2 Rated fuse protected power-limited outputs.
- Fits two (2) 12VDC/7AH batteries.

Enclosure dimensions:

13.5"H x 13"W x 3.25"D

AL400ULPD4CB

- AL400ULPD4 with Four (4) Class 2 Rated PTC protected power-limited outputs.

Eight (8) Output

AL400ULPD8

- UL Listed in the U.S. and Canada for Access Control. UL Listed in the U.S. for Burglar Alarms, Fire and Nurse Call.
- 4 amp @ 12VDC or 3 amp @ 24VDC.
- Eight (8) Class 2 Rated fuse protected power-limited outputs.
- Fits two (2) 12VDC/7AH batteries.

Enclosure dimensions:

13.5"H x 13"W x 3.25"D

AL400ULPD8CB

- AL400ULPD8 with Eight (8) Class 2 Rated PTC protected power-limited outputs.

Sixteen (16) Output

AL400ULXPD16

- UL Listed in the U.S. and Canada for Access Control. UL Listed in the U.S. for Burglar Alarms, Fire and Nurse Call.
- 4 amp @ 12VDC or 3 amp @ 24VDC.
- Sixteen (16) Class 2 Rated fuse protected power-limited outputs.
- Fits two (2) 12VDC/12AH batteries.

Enclosure dimensions:

15.5"H x 12.23"W x 4.5"D

AL400ULXPD16CB

- AL400ULXPD16 with Sixteen (16) Class 2 Rated PTC protected power-limited outputs.

113

Features:

- 115VAC 60Hz. input.
- Filtered and electronically regulated output(s).
- Short circuit and thermal overload protection.
- Built-in charger for sealed lead acid or gel type batteries.
- Zero voltage drop upon transfer to battery backup.
- Automatic switch over to stand-by battery when AC fails.



- AC fail, low battery and battery presence supervision.
- AC input and DC output LED indicators.
- Includes cam lock and battery leads.

For red enclosure add suffix "R" to model number.

600 SERIES POWER SUPPLY/CHARGERS

AL600ULX

- UL Listed in the U.S. and Canada for Access Control.
UL Listed in the U.S. for Fire. CSFM Approved.
 - 6 amp @ 12VDC or 24VDC.
 - Single non power-limited output.
 - Fits two (2) 12VDC/7AH batteries.
- Enclosure dimensions: 13.5"H x 13"W x 3.25"D

*Single Output***AL600ULXD**

- UL Listed in the U.S. and Canada for Access Control.
UL Listed in the U.S. for Fire. CE Approved.
 - Selectable Input 115VAC or 220VAC.
 - 6 amp @ 12VDC or 24VDC.
 - Single non power-limited output.
 - Fits two (2) 12VDC/12AH batteries.
- Enclosure dimensions: 15.5"H x 12.23"W x 4.5"D

**Features:**

- 115VAC 60Hz. input.
- Filtered and electronically regulated output(s).
- Short circuit and thermal overload protection.
- Built-in charger for sealed lead acid or gel type batteries.
- Zero voltage drop upon transfer to battery backup.
- Automatic switch over to stand-by battery when AC fails.
- AC fail, low battery and battery presence supervision.
- AC input and DC output LED indicators.
- Includes cam lock and battery leads.

For red enclosure add suffix "R" to model number.



AL600ULX

(Batteries optional - order separately)

600 SERIES POWER SUPPLY/CHARGERS

Four (4) Output

AL600ULPD4

- UL Listed in the U.S. and Canada for Access Control. UL Listed in the U.S. for Fire.
- 6 amp @ 12VDC or 24VDC.
- Four (4) fuse protected non power-limited outputs.
- Fits two (2) 12VDC/7AH batteries.

Enclosure dimensions:

13.5"H x 13"W x 3.25"D

AL600ULPD4CB

- AL600ULPD4 with Four (4) Class 2 Rated PTC protected power-limited outputs.

Eight (8) Output

AL600ULPD8

- UL Listed in the U.S. and Canada for Access Control. UL Listed in the U.S. for Fire
- 6 amp @ 12VDC or 24VDC.
- Eight (8) fuse protected non power-limited outputs.
- Fits two (2) 12VDC/7AH batteries.

Enclosure dimensions:

13.5"H x 13"W x 3.25"D

AL600ULPD8CB

- AL600ULPD8 with Eight (8) Class 2 Rated PTC protected power-limited outputs.

Sixteen (16) Output

AL600ULXP16

- UL Listed in the U.S. and Canada for Access Control. UL Listed in the U.S. for Fire
- 6 amp @ 12VDC or 24VDC.
- Sixteen (16) fuse protected non power-limited outputs.
- Fits two (2) 12VDC/12AH batteries.

Enclosure dimensions:

15.5"H x 12.23"W x 4.5"D

AL600ULXP16CB

- AL600ULPD16 with Sixteen (16) Class 2 Rated PTC protected power-limited outputs.

115

Features:

- 115VAC 60Hz. input.
- Filtered and electronically regulated output(s).
- Short circuit and thermal overload protection.
- Built-in charger for sealed lead acid or gel type batteries.
- Zero voltage drop upon transfer to battery backup.
- Automatic switch over to stand-by battery when AC fails.



- AC fail, low battery and battery presence supervision.
- AC input and DC output LED indicators.
- Includes cam lock and battery leads.

For red enclosure add suffix "R" to model number.

1024 SERIES POWER SUPPLY/CHARGERS

Single Output

AL1024ULX

- UL Listed in the U.S. and Canada for Access Control. UL Listed in the U.S. for Fire. CSFM and FM Approved.
- 10 amp @ 24VDC supply current.
- Single non power-limited output.
- Fits two (2) 12VDC/12AH batteries.

Enclosure dimensions:

15.5"H x 12.23"W x 4.5"D

Four (4) Output

AL1024ULXPD4

- UL Listed in the U.S. and Canada for Access Control. UL Listed in the U.S. for Fire.
- 10 amp @ 24VDC supply current.
- Four (4) fuse protected non power-limited outputs.
- Fits two (2) 12VDC/12AH batteries.

Enclosure dimensions:

15.5"H x 12.23"W x 4.5"D

AL1024ULXPD4CB

- AL1024ULXPD4 with Four (4) Class 2 Rated PTC protected power-limited outputs.

Eight (8) Output

AL1024ULXPD8

- UL Listed in the U.S. and Canada for Access Control. UL Listed in the U.S. for Fire.
- 10 amp @ 24VDC supply current.
- Eight (8) fuse protected non power-limited outputs.
- Fits two (2) 12VDC/12AH batteries.

Enclosure dimensions:

15.5"H x 12.23"W x 4.5"D

AL1024ULXPD8CB

- AL1024ULXPD8 with Eight (8) Class 2 Rated PTC protected power-limited outputs.

116

Features:

- 115VAC 60Hz. input.
- 8 amp @ 24VDC supply current with 10 amp during alarm for fire alarm applications.
- Filtered and electronically regulated output(s).
- Short circuit and thermal overload protection.
- Built-in charger for sealed lead acid or gel type batteries.
- Zero voltage drop upon transfer to battery backup.
- Automatic switch over to stand-by battery when AC fails.
- AC fail, low battery and battery presence supervision.
- AC input and DC output LED indicators.
- Includes cam lock and battery leads.

For red enclosure add suffix "R" to model number.



(Batteries optional - order separately)



AL1024ULXPD8

1024 SERIES POWER SUPPLY/CHARGERS

Sixteen (16) Output

AL1024ULXPD16

- UL Listed in the U.S. and Canada for Access Control.
UL Listed in the U.S. for Fire.
 - 10 amp @ 24VDC supply current.
 - Sixteen (16) fuse protected non power-limited outputs.
 - Fits two (2) 12VDC/12AH batteries.
- Enclosure dimensions: 15.5"H x 12.23"W x 4.5"D

Features:

- 115VAC 60Hz. input.
- 8 amp @ 24VDC supply current with 10 amp during alarm for fire alarm applications.
- Filtered and electronically regulated output(s).
- Short circuit and thermal overload protection.
- Built-in charger for sealed lead acid or gel type batteries.
- Zero voltage drop upon transfer to battery backup.
- Automatic switch over to stand-by battery when AC fails.
- AC fail, low battery and battery presence supervision.
- AC input and DC output LED indicators.
- Includes cam lock and battery leads.

For red enclosure add suffix "R" to model number.



AL1024ULXPD16CB

- AL1024ULXPD16 with Sixteen (16) Class 2 Rated PTC protected power-limited outputs.



(Batteries optional - order separately)

1024 SERIES POWER SUPPLY/CHARGER KITS

Altronix power supply/chargers with dual voltage options provide power to a variety of access control system components. Each output is voltage selectable and will provide necessary power for access control panels, door locks, and ancillary devices.

Models are available with LINQ™ network power management allowing users to control, monitor and report power over individual outputs.

This provides greater system functionality, remote service and support – while creating more RMR opportunities.

Features:

- Single 24VDC power supply provides output selectable 5VDC, 12VDC and 24VDC
- Bi-colored LED's provide visual verification of voltage on each output
- Stackable sub-assemblies save valuable space
- LINQ™ embedded models allow users to control, monitor and report power/diagnostics from individual power outputs remotely to support system health monitoring and increase RMR
- AC fail, battery presence, and low battery supervision
- AL1024NK1 - accommodates up to two (2) 12VDC/7AH batteries.
- All other units accommodate up to two (2) 12VDC/12AH batteries.

For red enclosure add suffix "R" to model number.



AL1024NK8

(Batteries optional - order separately)

1024 SERIES POWER SUPPLY/CHARGER KITS

AL1024 Model #	Kit Contents	Output Voltage and Current	Access Control Power Outputs <i>Fail Safe/Fail Secure or Dry Form "C"</i>	Distributed Power Outputs
AL1024NK1	AL1024ULXB2, VR6	12VDC or 5VDC up to 6A and 24VDC up to 6A (or 24VDC up to 10A)	–	–
AL1024NK8	AL1024ULXB2, VR6, PDS8		–	8 - Fuse Protected
AL1024NK8D	AL1024ULXB2, VR6, PDS8CB		–	8 - PTC Protected
AL1024NK8QP	AL1024ULXB2, VR6, LINQ8PD		–	8- Fuse Protected LINQ™ Network Controlled
AL1024NK8DQP	AL1024ULXB2, VR6, LINQ8PDCB		–	8 - PTC Protected LINQ™ Network Controlled
AL1024NKA8	AL1024ULXB2, VR6, ACMS8		8 - Fuse Protected	–
AL1024NKA8D	AL1024ULXB2, VR6, ACMS8CB		8 - PTC Protected	–
AL1024NKA8M	AL1024ULXB2, VR6, LINQ8ACM		8- Fuse Protected LINQ™ Network Controlled	–
AL1024NKAD8M	AL1024ULXB2, VR6, LINQ8ACMCB		8 - PTC Protected LINQ™ Network Controlled	–

119

POWER DISTRIBUTION MODULE WITH FIRE ALARM INTERFACE

MOM5

- UL Listed Sub-Assembly in the U.S. and Canada for Access Control. UL Listed in the U.S. for Fire.
 - Current limit is 2 amp @ 12VDC or 24VDC per output.
 - Five (5) Class 2 Rated PTC protected power-limited outputs.
- Board dimensions: 3.5"L x 5.25"W x 1"H



MOM5C

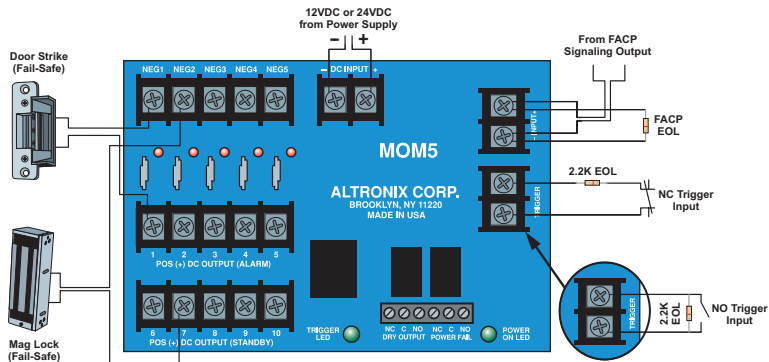
- UL Listed Sub-Assembly in the U.S. and Canada for Access Control. UL Listed in the U.S. for Fire. CSFM Approved.
 - Current limit is 2 amp @ 12VDC or 24VDC per output.
 - Five (5) Class 2 Rated PTC protected power-limited outputs.
- Enclosure dimensions: 8.5"H x 7.25"W x 3.5"D



Features:

- Provides power for Fail-Safe and/or Fail-Secure locking devices.
- Fire Alarm Panel or Access Control System trigger inputs. [NO] or [NC] supervised trigger input and/or polarity reversal trigger.
- Red LED's indicate condition of each power output.
- Power & input trigger LED's.

120



POWER SUPPLY/CHARGERS WITH FIRE ALARM INTERFACE

Five (5) Output

AL300ULM

- UL Listed in the U.S. and Canada for Access Control. UL Listed in the U.S. for Burglar Alarms, Fire and Nurse Call. CSFM Approved.
- 2.5 amp @ 12VDC or 24VDC.
- Fits two (2) 12VDC/7AH batteries.

Enclosure dimensions:
13.5"H x 13"W x 3.25"D

AL400ULM

- UL Listed in the U.S. and Canada for Access Control. UL Listed in the U.S. for Burglar Alarms, Fire and Nurse Call. CSFM Approved.
- 4 amp @ 12VDC or 3 amp @ 24VDC.
- Fits two (2) 12VDC/7AH batteries.

Enclosure dimensions:
13.5"H x 13"W x 3.25"D

AL600ULM

- UL Listed in the U.S. and Canada for Access Control. UL Listed in the U.S. for Fire. CSFM Approved.
- 6 amp @ 12VDC or 24VDC.
- Fits two (2) 12VDC/7AH batteries.

Enclosure dimensions:
13.5"H x 13"W x 3.25"D

AL1024ULM

- UL Listed in the U.S. and Canada for Access Control. UL Listed in the U.S. for Fire. CSFM Approved.
- Access Control Applications:
10 amp @ 24VDC supply current.
- Fire Alarm Applications:
8 amp @ 24VDC supply current with 10 amp during alarm.
- Fits two (2) 12VDC/12AH batteries.

Enclosure dimensions:
15.5"H x 12.23"W x 4.5"D

* For red enclosure add suffix "R" to model number.



AL600ULM
(Batteries optional - order separately)

Features:

- Five (5) Class 2 Rated PTC protected power-limited outputs.
- Provides power for Fail-Safe and/or Fail-Secure locking devices.
- Fire Alarm Panel or Access Control System trigger inputs. [NO] or [NC] supervised trigger input and/or polarity reversal trigger.
- Red LED's indicate condition of each power output.
- Power & input trigger LED's.
- Filtered and electronically regulated outputs.
- Short circuit and thermal overload protection.
- Built-in charger for sealed lead acid or gel type batteries.
- Zero voltage drop upon transfer to battery backup.
- Automatic switch over to stand-by battery when AC fails.
- AC fail, low battery, and battery presence supervision.
- AC input and DC output LED indicators.
- Includes cam lock and battery leads.



FACP ADAPTERS FOR NETWORK IP DOOR CONTROLLERS

Entrada2DMK (kit)

- UL Listed in the U.S. and Canada for Access Control, and Information Technology Equipment, CSFM and CE Approved.
- Facilitates the release of locking devices in the event of a fire alarm condition without the added costs of running additional cables and having to deploy more power supplies and fire relays.
- Supervised (N.O. or N.C.) fire alarm disconnect releases locking devices while maintaining PoE to the network door controller(s).
- A single FACP connection links multiple units.
- Fire Alarm Disconnect is selectable by output.
- Power outputs are selectable for 12VDC or 24VDC mag locks or strikes.

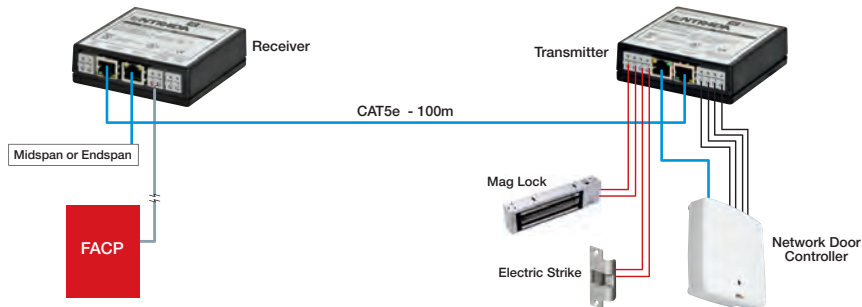
- Total current available: 1250mA @ 12VDC or 625mA @ 24VDC.
- Two (2) independent 12VDC-24VDC access control trigger inputs.
- PoE+ (802.3at) compliant.
- Built-in overload protection.
- Electronically filtered and regulated outputs.
- Transmitter provides power and data for network door controllers.
- Includes one (1) Entrada2DMR Receiver and one (1) Entrada2DMT Transmitter.

Entrada2DMT

- IP Access Transmitter.

122

TYPICAL APPLICATION:



NETWORKED NAC POWER EXTENDERS

FireSwitch108

- UL Listed in the U.S. and Canada for Fire, CSFM Approved.
- 24VDC voltage regulated power-limited NAC outputs.
- Power outputs are programmable as:
 - Eight (8) Class B NAC outputs
 - Four (4) Class A NAC outputs
 - Aux. power outputs
 - Any combination of the above.
- 2.5 amp max current per output.
- One (1) Aux. output rated at 1 amp.

- Output power:
 - 10 amp max total alarm current
 - 7 amp max stand-by without battery backup
 - 1 amp with battery backup including dedicated aux. output
- Two (2) configurable inputs trigger via Class A or Class B FACP signal circuits (polarity reversal) or dry contacts.
- Fits two (2) 12VDC/12AH batteries.

Enclosure dimensions:
15.5"H x 12.23"W x 4.5"D

Features:

- LCD display and ethernet port facilitates local or remote programming and status monitoring.
- EOL resistor value programmable by output.
- Battery presence and low battery supervision.
- Signal circuit trouble memory - facilitates quickly locating intermittent system trouble and eliminates costly and unnecessary service calls.
- 2-wire horn/strobe sync mode allows audible notification appliances (horns) to be silenced while visual notification appliances (strobes) continue to operate.
- Built-in Cooper®, Gentex®, Potter® and System Sensor® sync protocols.

- Temporal Code 3, Steady Mode, Input to Output Follower Mode.
- Temporal Code 4 for system CO alarms.
- Thermal and short circuit protection with auto reset.
- Compatible with 12VDC or 24VDC fire panels.
- Common trouble inputs and outputs.
- Ground fault detection.
- AC fail, low battery and battery presence supervision.
- 115VAC 60Hz. input.
- Includes cam lock and battery leads.



NAC POWER EXTENDERS

AL602ULADA

- UL Listed in the U.S. for Fire, UL 864 9th edition, CSFM and FM Approved.
- 6.5 amp @ 24VDC.
- Two (2) Class A or four (4) Class B outputs with built-in sync protocols.
- Fits two (2) 12VDC/12AH batteries.

Enclosure dimensions:

15.5"H x 12.23"W x 4.5"D

AL802ULADA

- UL Listed in the U.S. for Fire, UL 864 9th edition, CSFM and FM Approved.
- 8 amp @ 24VDC.
- Two (2) Class A or four (4) Class B outputs with built-in sync protocols.
- Two (2) NC dry contact trigger inputs.
- Fits two (2) 12VDC/12AH batteries.

Enclosure dimensions:

15.5"H x 12.23"W x 4.5"D

AL1002ULADA

- UL Listed in the U.S. for Fire, UL 864 9th edition, CSFM and FM Approved.
- 10 amp @ 24VDC.
- Two (2) Class A or four (4) Class B outputs with built-in sync protocols.
- Two (2) NC dry contact trigger inputs.
- Fits two (2) 12VDC/12AH batteries.

Enclosure dimensions:

15.5"H x 12.23"W x 4.5"D

Features:

- Two (2) Class A or two (2) Class B FACP inputs.
- Two (2) NC dry contact trigger inputs.
- Two (2) Class B outputs may be paralleled for more power on an indicating circuit.
- One (1) aux. power output @ 1 amp supply current (with battery back up).
- Signal circuit trouble memory - facilitates quickly locating intermittent system trouble and eliminates costly and unnecessary service calls. LEDs indicate a prior fault (short, open, ground) has occurred on one or more signaling circuit outputs.
- 2-wire horn/strobe sync mode allows audible notification appliances (horns) to be silenced while visual notification appliances (strobes) continue to operate.
- Built-in Cooper®, Gentex®, Potter® and System Sensor® sync protocols.

- Temporal Code 3, Steady Mode, Input to Output Follower Mode (maintains synchronization of notification appliance circuits).
- Compatible with 12VDC or 24VDC fire panels.
- Common trouble inputs and outputs.
- Ground fault detection.
- AC fail, low battery and battery presence supervision.
- 115VAC 60Hz. input.
- Includes cam lock and battery leads.



(Batteries optional - order separately)

All above models are available in larger enclosure.
Add suffix "J" to model number (i.e. AL802ULADAJ).

NAC POWER EXTENDERS

AL642ULADA

- UL Listed in the U.S. for Fire, UL 864 9th edition, CSFM and FM Approved.
 - 6.5 amp @ 24VDC.
 - Four (4) Class A or four (4) Class B outputs with built-in sync protocols.
 - Fits two (2) 12VDC/17AH batteries.
- Enclosure dimensions:
18"H x 14.5"W x 4.625"D

AL842ULADA

- UL Listed in the U.S. for Fire, UL 864 9th edition, CSFM and FM Approved.
 - 8 amp @ 24VDC.
 - Four (4) Class A or four (4) Class B outputs with built-in sync protocols.
 - Fits two (2) 12VDC/17AH batteries.
- Enclosure dimensions:
18"H x 14.5"W x 4.625"D

AL1042ULADA

- UL Listed in the U.S. for Fire, UL 864 9th edition, CSFM and FM Approved.
 - 10 amp @ 24VDC.
 - Four (4) Class A or four (4) Class B outputs with built-in sync protocols.
 - Fits two (2) 12VDC/17AH batteries.
- Enclosure dimensions:
18"H x 14.5"W x 4.625"D

Features:

- Two (2) Class A or two (2) Class B FACP inputs.
- Two (2) NC dry contact trigger inputs.
- Two (2) Class B outputs may be paralleled for more power on an indicating circuit.
- One (1) aux. power output @ 1 amp supply current (with battery back up).
- One (1) aux. power output @ 1 amp supply current (without battery back up).
- Signal circuit trouble memory-facilitates quickly locating intermittent system trouble and eliminates costly and unnecessary service calls. LEDs indicate a prior fault (short, open, ground) has occurred on one or more signaling circuit outputs.
- 2-wire horn/strobe sync mode allows audible notification appliances (horns) to be silenced while visual notification appliances (strobes) continue to operate.
- Built-in Cooper®, Gentex®, Potter® and System Sensor® sync protocols.

- Temporal Code 3, Steady Mode, Input to Output Follower Mode (maintains synchronization of notification appliance circuits).
- Compatible with 12VDC or 24VDC fire panels.
- Ground fault detection.
- AC fail, low battery and battery presence supervision.
- 115VAC 60Hz. input.
- Includes cam lock and battery leads.




AL842ULADA



(Batteries optional - order separately)

125

RACK NAC POWER EXTENDERS



R1002ULADA

R1002ULADA

- UL Listed in the U.S. for Fire, UL 864 9th edition.
 - 10 amp @ 24VDC.
 - Two (2) Class A or four (4) Class B outputs with built-in sync protocols.
 - Two (2) NC dry contact trigger inputs.
 - Fits two (2) 12VDC/12AH batteries.
- Enclosure dimensions: 3.375"H x 19"W x 24"D

Features:

- Two (2) Class A or two (2) Class B FACP inputs.
- Two (2) NC dry contact trigger inputs.
- Two (2) Class B outputs may be paralleled for more power on an indicating circuit.
- One (1) aux. power output @ 1 amp supply current (with battery back up).
- Signal circuit trouble memory - facilitates quickly locating intermittent system trouble and eliminates costly and unnecessary service calls. LEDs indicate a prior fault (short, open, ground) has occurred on one or more signaling circuit outputs.
- 2-wire horn/strobe sync mode allows audible notification appliances (horns) to be silenced while visual notification appliances (strobes) continue to operate.

- Built-in Cooper®, Gentex®, Potter® and System Sensor® sync protocols.
- Temporal Code 3, Steady Mode, Input to Output Follower Mode (maintains synchronization of notification appliance circuits).
- Compatible with 12VDC or 24VDC fire panels.
- Common trouble inputs and outputs.
- Ground fault detection.
- AC fail, low battery and battery presence supervision.
- 115VAC 60Hz. input.
- Includes cam lock and battery leads.



(Batteries optional - order separately)
RE2R - Red Rack Battery Enclosure

RACK NAC POWER EXTENDERS

R1042ULADA

- UL Listed in the U.S. for Fire, UL 864 9th edition.
- 10 amp @ 24VDC.
- Four (4) Class A or four (4) Class B outputs with built-in sync protocols.
- Fits two (2) 12VDC/17AH batteries.

Enclosure dimensions: 3.375"H x 19"W x 24"D



RAL1042ULADA

Features:

- Two (2) Class A or two (2) Class B FACP inputs.
- Two (2) NC dry contact trigger inputs.
- Two (2) Class B outputs may be paralleled for more power on an indicating circuit.
- One (1) aux. power output @ 1 amp supply current (with battery back up).
- One (1) aux. power output @ 1 amp supply current (without battery back up).
- Signal circuit trouble memory-facilitates quickly locating intermittent system trouble and eliminates costly and unnecessary service calls. LEDs indicate a prior fault (short, open, ground) has occurred on one or more signaling circuit outputs.
- 2-wire horn/strobe sync mode allows audible notification appliances (horns) to be silenced while visual notification appliances (strobes) continue to operate.

- Built-in Cooper®, Gentex®, Potter® and System Sensor® sync protocols.
- Temporal Code 3, Steady Mode, Input to Output Follower Mode (maintains synchronization of notification appliance circuits).
- Compatible with 12VDC or 24VDC fire panels.
- Ground fault detection.
- AC fail, low battery and battery presence supervision.
- 115VAC 60Hz. input.
- Includes cam lock and battery leads.





Extend ethernet
range 5x the
distance without
repeaters.

PACETM

Long Range Ethernet Adapters

PACE

EXTEND ETHERNET RANGE

*Long Range Single Pair Media Adapter,
1000m SPE over twisted pair (UTP),
IEEE802.3cg, 10Base-T1L*

Pace1KL

- CE Approved.
- Provides SPE (single pair Ethernet) over UTP
Distance: 1,000m, 18/2 AWG
@ 10Mbps 1km (3,280 ft),
16/2 AWG @ 10Mbps.



PACE1KL

*Long Range Single Pair Ethernet Adapter
Kit, 1000m over twisted pair (UTP),
10Mbps, Passes PoE/PoE+*

Pace1KRT (kit)

- CE Approved.
- Utilizes twisted pair (UTP) to extend Ethernet range up to 1,000m.
- PoE IEEE802.3af (15W) and PoE+ IEEE802.3at (30W) compliant.
- Cost-effective solution to facilitate IP devices that are required to be installed at longer distances such as in elevator shafts, tunnels, bridges, HVAC, and more...



PACE1KRT

129

Features:

- Passes PoE/PoE+ generated from midspan/endspan.
- PoE (802.3af) and PoE+ (802.3at) compliant.



- Auto detection and protection of legacy non-PoE cameras/devices.
- LEDs indicate power, activity and link status.

PACE

EXTEND ETHERNET RANGE 5X THE DISTANCE

Long Range Ethernet Adapters - Pass PoE/PoE+

Pace1PRMT (kit)

- UL Listed in the U.S. & Canada for I.T.E., CE & C-Tick Approved.
- Single port extended ethernet kit.
- Units also support single UTP up to 150m.
- Includes one (1) Pace1PRM receiver and one (1) Pace1PTM transceiver - may be ordered separately.



PACE1PRMT

Pace1STR (kit)

- UL Listed in the U.S. & Canada for I.T.E., CE & C-Tick Approved.
- Single port extended ethernet kit.
- Includes one (1) Pace1PRM receiver and one (1) Pace1ST mini transceiver - may be ordered separately.



PACE1STR

130

Features:

- Deploy IP cameras/edge devices up to 500m over CAT5e without repeaters.
- Data rate 100Mbps full duplex.
- Passes PoE/PoE+ generated from midspan/endspan.



- Multi-port units compatible with Pace1PTM & Pace1ST transceiver.
- PoE (802.3af) and PoE+ (802.3at) compliant.
- Auto detection and protection of legacy non-PoE cameras/devices.
- LEDs indicate power, activity and link status.



EXTEND ETHERNET RANGE 5X THE DISTANCE

Long Range Ethernet Adapters - Pass PoE/PoE+

Pace1PRM

- UL Listed in the U.S. & Canada for I.T.E., CE & C-Tick Approved.
- Single port receiver.

Pace4PRM

- UL Listed in the U.S. & Canada for I.T.E., CE & C-Tick Approved.
- Four (4) port receiver.



PACE4PRM

Pace8PRM

- UL Listed in the U.S. & Canada for I.T.E., CE & C-Tick Approved.
- Eight (8) port receiver.

Pace16PRM

- UL Listed in the U.S. & Canada for I.T.E., CE & C-Tick Approved.
- Sixteen (16) port receiver.



PACE16PRM

Compatible Transceivers:

Pace1PTM

- Single port transceiver.
- Operates with single and multi-port Pace receivers.
- Also supports single UTP up to 150m.
- Hardened to operate at wider temperature range.

Dimensions: 3.5"W x 3.5"D x 1"H



PACE1PTM

Pace1ST

- Single port mini transceiver.
- More compact design for tighter spaces.
- Operates with single and multi-port Pace receivers.
- Hardened to operate at wider temperature range.

Dimensions: 2.27"W x 2.645"D x 1.12"H



PACE1ST

131

Features:

- Deploy IP cameras/edge devices up to 500m over CAT5e without repeaters.
- Data rate 100Mbps full duplex.
- Passes PoE/PoE+ generated from midspan/endspan.



- PoE (802.3af) and PoE+ (802.3at) compliant.
- Auto detection and protection of legacy non-PoE cameras/devices.
- LEDs indicate power, activity and link status.

eBridge[™] PLUS


ETHERNET OVER COAX

Managed Ethernet over Coax PoE+ Switch (25Mbps)

eBridge8E

- Eight (8) port receiver with Integral PoE+ Switch.
- Data rate 25Mbps.
- One (1) Gigabit Uplink.
- 30W full power per port (240W of total power).

132



EBRIDGE8E

Compatible Transceivers:

eBridge1PCTX

- Single port transceiver.
- Operates with single and multi-port eBridge (25Mbps) receivers.
- Hardened to operate at wider temperature range.

eBridge1ST

- Single port mini transceiver.
- More compact design for tighter spaces.
- Operates with single and multi-port eBridge (25Mbps) receivers.
- Hardened to operate at wider temperature range.



EBRIDGE1ST

Features:

- Deploy IP cameras/edge devices up to 500m over coax without repeaters.
- Generates PoE/PoE+ up the coax to an eBridge transceiver.
- Eliminates the costs and labor associated with installing new network cabling.
- Control, monitor and report power/diagnostics from anywhere over the network.
- Built-in battery charger (Optional rack mount battery enclosure available - model RE2)
- 115VAC/230VAC input.
- Compact 1U EIA 19" rack mount chassis.



eBridge^{PLUS} ETHERNET OVER COAX

Managed Ethernet over Coax PoE+ Switch (100Mbps)

eBridge800E

- Eight (8) port receiver with Integral PoE+ Switch.
- Data rate 100Mbps.
- Two (2) 1 Gigabit Uplink.
- 30W full power per port (240W of total power).

To NVR
(or Gb Switch)



To eBridge Transceiver
(PoE+ camera/device)

EBRIDGE800E

Compatible Transceivers:

eBridge100TM

- Single port transceiver.
- Operates with single and multi-port eBridge (100Mbps) receivers.
- Hardened to operate at wider temperature range.

eBridge100ST

- Single port mini transceiver.
- More compact design for tighter spaces.
- Operates with single and multi-port eBridge (100Mbps) receivers.
- Hardened to operate at wider temperature range.



EBRIDGE100ST

133

Features:

- Deploy IP cameras/edge devices up to 300m over coax without repeaters.
- Generates PoE/PoE+ up the coax to an eBridge transceiver.
- Eliminates the costs and labor associated with installing new network cabling.
- Control, monitor and report power/diagnostics from anywhere over the network.
- Built-in battery charger (Optional rack mount battery enclosure available - model RE2)
- 115VAC/230VAC input.
- Compact 1U EIA 19" rack mount chassis.



eBridge™ PLUS

ETHERNET OVER COAX

EoC Adapters - Pass PoE/PoE+ (100Mbps)

eBridge100RMT (kit)

- UL Listed in the U.S. & Canada for I.T.E., CE & C-Tick Approved.
- Single port EoC adapter kit.
- Includes one (1) eBridge100RM receiver and one (1) eBridge100TM transceiver - may be ordered separately.

eBridge100STR (kit)

- UL Listed in the U.S. & Canada for I.T.E., CE & C-Tick Approved.
- Single port EoC adapter kit.
- Includes one (1) eBridge100RM receiver and one (1) eBridge100ST mini transceiver - may be ordered separately.

134

Features:

- Deploy IP cameras/edge devices up to 300m over coax without repeaters.
- Cost effective solution to upgrade and expand security and surveillance utilizing coax.
- Eliminates labor and costs of deploying new cable.
- Data rate 100Mbps full duplex.
- Passes PoE/PoE+ generated from midspan.
- IEEE 802.3af (15W) and IEEE 802.3at (30W) compliant.
- Hardened to operate at wider temperature range.
- LEDs indicate Power, Coax link and IP link status.



Receivers:

eBridge100RM

- Single port receiver.

eBridge400PCRM

- Four (4) port receiver.

eBridge800PCRM

- Eight (8) port receiver.

eBridge1600PCRM

- Sixteen (16) port receiver.



EBRIDGE400PCRM



EBRIDGE800PCRM

Transceivers:

eBridge100TM

- Single port transceiver.
- Operates with single and multi-port eBridge (100Mbps) receivers.

eBridge100ST

- Single port mini transceiver.
- Operates with single and multi-port eBridge (100Mbps) receivers.
- More compact design for tighter spaces.

eBridge^{PLUS} ETHERNET OVER COAX/CAT5E

EoC/CAT5e Outdoor Solution (100Mbps)

eBridge200WPM

- UL Listed in the U.S. and Canada for I.T.E., CE Approved.
- Two (2) port Transceiver supports a single Hi-PoE (60W) camera/device or two (2) PoE+ cameras/devices over CAT5e/6 or coax.
- Passes PoE, PoE+ or Hi-PoE (60W).
- Built-in IP management allows for remote camera reset, monitoring and reporting via various IP protocols.
- System events report via Email notifications (instant or delayed).

eBridge200WPMH

- eBridge200WPM with three (3) 5/8" wiring inlets, includes NEMA rated glands.

Features:

- Deploy IP cameras/edge devices up to 300m over coax or 500m over CAT5e without repeaters.
- Cost effective solution to upgrade and expand security and surveillance utilizing coax or CAT5e (or higher).
- Data rate 100Mbps full duplex.
- IEEE 802.3af (15W) and IEEE 802.3at (30W) and Hi-PoE (60W) compliant.
- Eliminates labor and costs of deploying new cable.



eBridge200WPM compatible Receivers:

eBridge100SPR

- Single port receiver required for PoE/PoE+ or Hi-PoE Coax applications.

Pace1PRM

- Single port receiver required for PoE/PoE+ CAT5 applications.

Pace1PRD

- Single port receiver required for Hi-PoE CAT5 applications.

NetWay1D

- Single port injector required for Hi-PoE applications.

135

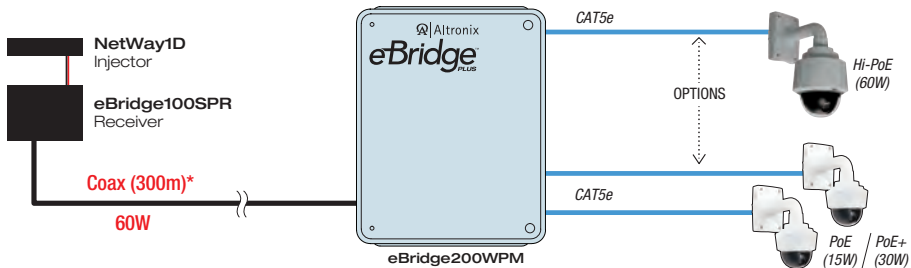


PMK1 - Pole Mount Kit available, see pages 183, 209

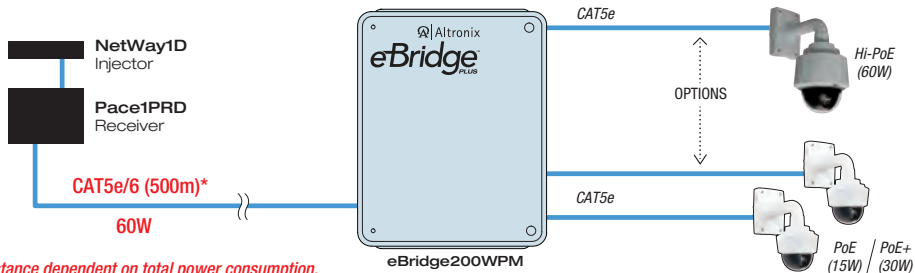
EBRIDGE200WPM

eBridge^{PLUS} ETHERNET OVER COAX

TYPICAL APPLICATIONS:



136



**Distance dependent on total power consumption.*

eBridge^{PLUS} ETHERNET OVER COAX

Single Port Ethernet over Coax Adapters (25Mbps)

eBridge1PCRT (EoC kit provides PoE)

- UL Listed in the U.S. & Canada for I.T.E., CE and C-Tick Approved.
- IEEE 802.3af (15.4W) compliant.
- Operates at 24VAC or 24VDC.
- Includes one (1) eBridge1PCR receiver and one (1) eBridge1PCT transceiver - may be ordered separately.

eBridge1PCRTX (EoC kit provides PoE+)

- UL Listed in the U.S. & Canada for I.T.E., CE and C-Tick Approved.
- IEEE 802.3af (15.4W) and IEEE 802.3at (30W) compliant.
- Operates at 24VDC to 56VDC.
- Includes one (1) eBridge1PCR receiver and one (1) eBridge1PCTX transceiver - may be ordered separately.

eBridge1STR (EoC kit passes PoE+)

- UL Listed in the U.S. & Canada for I.T.E., CE and C-Tick Approved.
- IEEE 802.3af (15.4W) and IEEE 802.3at (30W) compliant.
- Includes one (1) eBridge1PCR receiver and one (1) eBridge1ST transceiver - may be ordered separately

eBridge1PCRMT (EoC kit passes PoE+)

- UL Listed in the U.S. & Canada for I.T.E., CE and C-Tick Approved.
- IEEE 802.3af (15.4W) and IEEE 802.3at (30W) compliant.
- Designed to pass PoE/PoE+ up the coax from any midspan or endspan.
- Includes one (1) eBridge1PCR receiver and one (1) eBridge1PCTX transceiver - may be ordered separately.

137

Features:

- Transmits IP video/data and power over existing coax cable up to 500m without repeaters.
- Eliminates labor and costs of deploying new cable.
- Hardened to operate at wider temperature range.
- Supports IP cameras and access control devices.
- Incorporates *sloc™ (Security Link over Coax) technology.
- Throughput is rated to pass 25mbps of data.



- Ethernet Speed: 10/100BaseT, half/full duplex, auto negotiation.
- Connectivity: RJ45, auto-crossover.
- LEDs indicate Power, Coax link and IP link status.

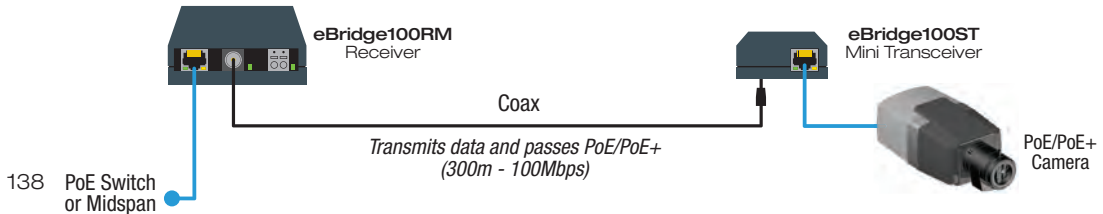
* sloc is a registered trademark of Intersil Corporation.



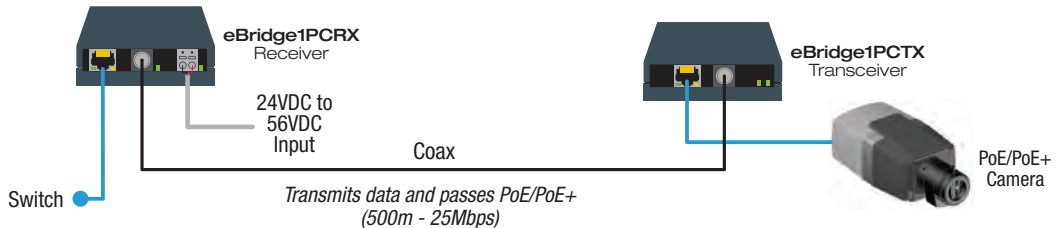
EBRIDGE1PCRTX

eBridge^{PLUS} ETHERNET OVER COAX

eBridge100STR Application:



eBridge1PCRTX Application:



eBridgeTM PLUS ETHERNET OVER COAX

Single Port Ethernet over Coax Adapters (25Mbps)

Receivers:

eBridge1PCR (Provides PoE)

- UL Listed in the U.S. & Canada for I.T.E., CE and C-Tick Approved.
- IEEE 802.3af (15.4W) compliant.
- Operates at 24VAC or 24VDC.

eBridge1PCRX (Provides PoE+)

- UL Listed in the U.S. & Canada for I.T.E., CE and C-Tick Approved.
- IEEE 802.3af (15.4W) and IEEE 802.3at (30W) compliant.
- Operates at 24VDC to 56VDC.

eBridge1PCRM (Passes PoE+)

- UL Listed in the U.S. & Canada for I.T.E., CE and C-Tick Approved.
- IEEE 802.3af (15.4W) and IEEE 802.3at (30W) compliant.
- Designed to pass PoE/PoE+ up the coax from any midspan or endspan.

Transceivers:

eBridge1PCT (PoE compliant)

- UL Listed in the U.S. & Canada for I.T.E., CE and C-Tick Approved.
- IEEE 802.3af (15.4W) compliant.

eBridge1PCTX (PoE+ compliant)

- UL Listed in the U.S. & Canada for I.T.E., CE and C-Tick Approved.
- IEEE 802.3af (15.4W) and IEEE 802.3at (30W) compliant.

eBridge1ST (PoE+ compliant)

- UL Listed in the U.S. & Canada for I.T.E., CE and C-Tick Approved.
- IEEE 802.3af (15.4W) and IEEE 802.3at (30W) compliant.
- More compact design for tighter spaces.

139

Features:

- Transmits IP video/data and power over existing coax cable up to 500m without repeaters.
- Eliminates labor and costs of deploying new cable.
- Hardened to operate at wider temperature range.
- Supports IP cameras and access control devices.



- Incorporates *slocTM (Security Link over Coax) technology.
- Throughput is rated to pass 25Mbps of data.
- Ethernet Speed: 10/100BaseT, half/full duplex, auto negotiation.
- Connectivity: RJ45, auto-crossover.
- LEDs indicate Power, Coax link and IP link status.

* sloc is a registered trademark of Intersil Corporation.

eBridge^{PLUS} ETHERNET OVER COAX

Ethernet over Coax/PoE Receivers (25Mbps)

eBridge4PCRX

- UL Listed in the U.S. and Canada for I.T.E., CE Approved, C-Tick Approved.
- Four (4) port receiver.
- IEEE 802.3af (15.4W) and IEEE 802.3at (30W) compliant.



EBRIDGE4PCRX

eBridge8PCRX

- UL Listed in the U.S. and Canada for I.T.E., CE Approved, C-Tick Approved.
- Eight (8) port receiver.
- IEEE 802.3af (15.4W) and IEEE 802.3at (30W) compliant.
- Compact 1U EIA 19" rack mount chassis.



EBRIDGE8PCRX

eBridge16PCRX

- UL Listed in the U.S. and Canada for I.T.E., CE Approved, C-Tick Approved.
- Sixteen (16) port receiver.
- IEEE 802.3af (15.4W) and IEEE 802.3at (30W) compliant.
- Compact 1U EIA 19" rack mount chassis.

140

Features:

- Transmits IP video/data and power over existing coax cable up to 500m without repeaters.
- Ethernet port facilitates programming and status monitoring via LAN or laptop.
- Eliminates labor and costs of deploying new cable.
- Supports IP cameras and access control devices.
- Throughput is rated to pass 25Mbps of data.



- Multi-port Receivers are compatible with eBridge1PCTX and eBridge1ST transceiver (pg. 89).
- Ethernet Speed: 10/100BaseT, half/full duplex, auto negotiation.
- Connectivity: RJ45, auto-crossover.
- LEDs indicate Power, Coax link and IP link status.
- Input: 48VDC - 56VDC (use 54V to 56V power supply to achieve full power per .3at standard).

* sloc is a registered trademark of Intersil Corporation.

eBridge™ ETHERNET OVER COAX

Ethernet over Coax Adapters w/composite video connector

eBridge1CRT

- Single port adapter kit.
- UL Listed in the U.S. and Canada for I.T.E., CE Approved, C-Tick Approved.
- Ethernet Distance: up to 100m.
- Powered via 12/24VDC or 16-24VAC.
- Includes one (1) eBridge1CR receiver and one (1) eBridge1CT transceiver - may be ordered separately.

eBridge1CR

- Single port receiver.

eBridge1CT

- Single port transceiver.



EBRIDGE1CRT

Ethernet over Coax Receivers

eBridge4CR

- UL Listed in the U.S. and Canada for I.T.E., CE Approved, C-Tick Approved.
- Four (4) port receiver.

EBRIDGE4CR



eBridge16CR

- UL Listed in the U.S. and Canada for I.T.E., CE Approved, C-Tick Approved.
- Sixteen (16) port receiver.
- Compact 1U EIA 19" rack mount chassis.

Features:

- Transmits IP video/data over existing coax cable up to 500m without repeaters.
- Allows easy upgrade of legacy coax infrastructure.
- Accommodates individual IP camera(s) with composite video, or multiple IP cameras over a single coax cable.
- Powered via 12/24VDC or 16-24VAC.
- Ethernet Distance: up to 100m



- Incorporates *sloc™ (Security Link over Coax) technology.
- Throughput is rated to pass 25mbps of data.
- Ethernet Speed: 10/100BaseT, half/full duplex, auto negotiation.
- LEDs indicate Power, Coax link and IP link status.
- Composite video connector(s) - enables simultaneous composite video and IP data.

* sloc is a registered trademark of Intersil Corporation.

eBridge[™] PLUS

ETHERNET OVER COAX

EoC Kit Enables Four (4) IP Devices Over a Single Coax

eBridge4SK (kit)

- Includes an eBridge100SPR and an eBridge4SPT
- UL Listed in the U.S. and Canada for I.T.E., CE Approved, C-Tick Approved.



Features:


- Transmits up to four (4) IP video/data signals over a single coax up to 300m (3 times max. ethernet distance).
- Facilitates system upgrades from a single analog camera/devices up to four (4) IP cameras/devices.
- Eliminates labor and costs of deploying new cable.
- Built-in IP management, allowing for remote camera reset, monitoring and reporting via various IP protocols.



- PoE (IEEE 802.3af) and PoE+ (IEEE 802.3at) compliant.
- Supports IP cameras, accessories and access control devices.
- Data rate 100Mbps full duplex.
- Ethernet Speed: 100BaseT, full duplex, auto negotiation.
- LEDs indicate Power, Coax link and IP link status.
- Input: 48VDC - 56VDC (use 54V to 56V power supply to achieve full power per 802.3at standard).

142

TYPICAL APPLICATION:



VERTILINE[®] 56VDC POWER SUPPLY/CHARGER

VertiLine563

- UL Listed in the U.S. and Canada for CCTV, CE Approved.
- Two (2) 56VDC power outputs @ 3 amp max. each.
- Two (2) separate battery charging circuits.



Features:

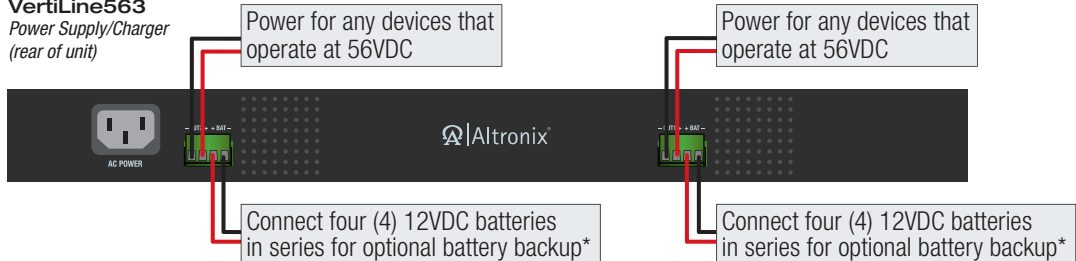
- Provides power for single or multi-port eBridgePLUS receivers or 56VDC devices.
- Power LED indicators.
- Automatic switch over to stand-by battery when AC fails.
- Built-in charger for sealed lead acid or gel type batteries.



- Optional rack mount battery enclosure (RE2) can be used to accommodate up to four (4) 12VDC/7AH batteries.
- IEC 320 - 3-wire grounded line cord (detachable).
- Compact 1U EIA 19" rack mount chassis.
- Units can be rack, shelf or wall mounted.

TYPICAL APPLICATION:

VertiLine563
Power Supply/Charger
(rear of unit)



*Altronix offers Rack Mount Battery Enclosure - model **RE2** - to accommodate installation (refer to pg. 210)



Indoor/Outdoor PoE Switches and Media Converters

Netway[®]
SPECTRUM

Ethernet to Fiber Solutions

Netway[®] FIBER SOLUTIONS

SPECTRUM


802.3bt Media Converter/Injectors

Features:

- CE Approved.
- One (1) Gigabit SFP port and one (1) Ethernet port rated at 90W max.
- IEEE 802.3af, 802.3at and 802.3bt compliant.
- 10/100/1000 Mbps.




NETWAYSP1BT



NETWAYSP1BTWP

NETWAYSP1BTWPN APPLICATION:



145

NetWay Spectrum Model #	Configuration	Dimensions
NetWaySP1BT	Single port Media Converter/Injector. 48VDC to 56VDC power input.	3.375"L x 3.8"W x 1"H
NetWaySP1BTWPN	Outdoor single port Media Converter/Injector only in NEMA4/4X, IP66-11 enclosure. 48VDC to 56VDC power input.	9.5"H x 7.32"W x 4.92"D
NetWaySP1BTWP	Outdoor single port Media Converter/Injector with built-in Power Supply/Charger in NEMA4/4X, IP66-11 enclosure. 115VAC/230VAC input.	13.31"H x 11.31"W x 5.59"D
NetWaySP1BTWPX	Outdoor single port Media Converter/Injector with built-in Power Supply/Charger in larger NEMA4/4X, IP66-11 enclosure, which accommodates four (4) 12VDC/4AH batteries (48V of backup).	17.53"H x 15.3"W x 6.67"D

Netway[®] FIBER SOLUTIONS

SPECTRUM

Four (4) Port Media Converter

NetWaySP4

- Four (4) Gigabit SFP ports (uplink).
- Power input terminals support 48-56VDC up to 120W or ethernet port (PoE, PoE+ or Hi-PoE 60W).



Features:

- UL Listed in the U.S. and Canada for Information Technology Equipment, CE Approved.
- Port status LED indicators.
- Compact 1U EIA 19" rack mount chassis.
- Units can be rack, shelf or wall mounted.



146

Four (4) Port Media Converter with Built-in Power Supply/Charger

NetWaySP4P

- 120W max per output (240W total).
- Four (4) Gigabit SFP ports (uplink).
- Built-in battery charger (Optional rack mount battery enclosure available - model RE2)
- AC power LED indicator.
- 115VAC/230VAC input.



NetWaySP4P2

- NetWaySP4P with Class 2 power-limited outputs 60W max per output (240W total).

SFP Modules

P1GCE

- Hot-pluggable SFP Module to be used with CAT5e or better.
- Spans distances up to 100m (328 ft.).
- Data rate: 10/100/1000Mbps.
- Connector type: RJ45.



P1MM

- Hot-pluggable SFP Module to be used with multi-mode fiber.
- Spans distances up to 550m (1804 ft.).
- Data rate: 1.25Gbps.
- Connector type: LC Duplex.



P1SM10

- Hot-pluggable SFP Module to be used with single-mode fiber.
- Spans distances up to 10,000m (32,800 ft.).
- Data rate: 1.25Gbps.
- Connector type: LC Duplex.

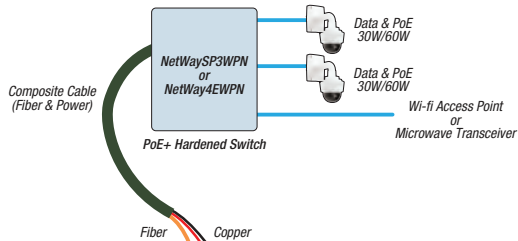
P1AB2K

- Hot-pluggable Bi-Directional single strand SFP fiber transceiver kit.
- Spans distances up to 2km (6561 ft.).
- Data rate: 1.25Gbps
- Connector type: SC/LC Connector



Netway
SPECTRUM FIBER SOLUTIONS


TYPICAL APPLICATIONS:



NetWaySP4P- Front Panel



NetWaySP4P - Rear Panel



Single Port Ethernet to Fiber Media Converter/Repeater

NetWaySP1A

- One (1) Gigabit SFP port (uplink).
- IEEE 802.3af (15W) compliant.



Features:

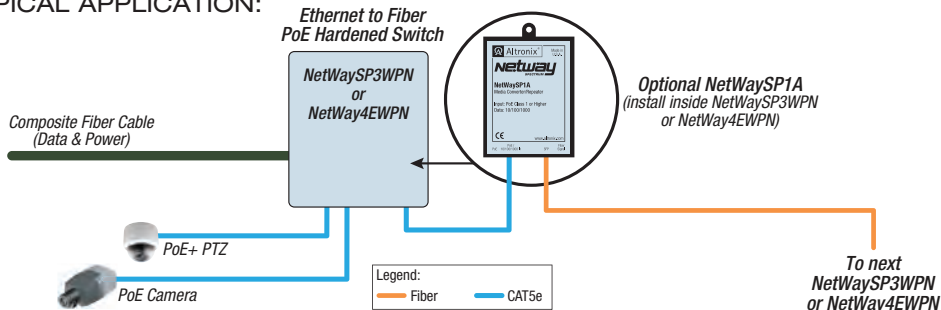
- UL Listed in the U.S. and Canada for Information Technology Equipment, CE Approved.
- One (1) 10/100/1000 Mbps.

- LED indicators PoE present (unit is powered on) and bLink signal indicates SFP connection.
- Dimensions (W x L x H)
3.8" x 2.5" x 1" (96.52mm x 63.5mm x 25.4mm).



148

TYPICAL APPLICATION:



*Hardened PoE Switches with Power Supply/Chargers
and Optimized Lithium Iron Phosphate Battery Charging*

Lithium Iron Phosphate Battery Benefits:



Light weight:

Lithium Iron Phosphate batteries weigh one-third to almost half less than SLA batteries

Efficiency:

Up to 99% efficiency, allowing faster charging with minimal loss, SLA batteries lose power quickly during deep discharge



More Up Time:

Lithium Iron Phosphate Batteries allow for rapid charging and discharging

Longer use Life:

Lithium Iron Phosphate Batteries can cycle up to 5000 times vs. SLA up to 500 times



Longer Shelf Life:

Lithium Iron Phosphate Batteries can be shelved up to 10 years, SLA batteries need to be charged every 6 months (often times the batteries coming from overseas have already been sitting for 4+ months)

Cold Temperature:

Lithium Iron Phosphate Batteries have up to 40% more capacity in colder climates



Cost per Cycle:

Lithium \$0.31 vs. SLA \$0.92 (real cost per cycle includes maintenance labor, replacement product and labor and electrical costs to charge batteries)

BTL125

Altronix BTL125 rechargeable Lithium Iron Phosphate (LiFePO₄) Battery provides optimal backup for security, access, and surveillance applications.

- Can be used Altronix Spectrum fiber optic equipment with an Optimized Lithium Iron Phosphate Battery charging circuit.
- Smart technology - low power disconnect.
- 10 years shelf life.
- Up to 5,000 duty cycles.
- Environmentally friendly.




Netway[®] FIBER SOLUTIONS

SPECTRUM

*Hardened PoE Switches with Power Supply/Chargers
and Optimized Lithium Iron Phosphate Battery Charging*

Features:

- UL Listed in the U.S. and Canada for Information Technology Equipment, CE Approved.
- One (1) or two (2) Gigabit SFP port (uplink).
- PoE ports (refer to below chart).
- Supports PoE (802.3af), PoE+ (802.3at) and Hi-PoE device
- Input: 48-56VDC.
- 75W max output.
- Control, monitor and report power/diagnostics from anywhere over the network.



- 115VAC/230VAC input.
- Built-in Lithium Iron Phosphate (LiFePO4) battery charger.
- Accommodates (1) 12VDC/4.5AH LiFePO4 battery.
- 17.53"H x 15.3"W x 6.67"D

Embedded
LiNQ
TECHNOLOGY



150

NetWay Spectrum Model #	Configuration	PoE ports
NetWaySP3LWPX	Outdoor 3-port PoE+ Hardened Switch in larger NEMA4/4X, IP66-11 enclosure	3-Ports rated up to 30W or 1-Port rated up to 60W
NetWay4ELWPX	Outdoor 4-port PoE+ Hardened Switch in larger NEMA4/4X, IP66-11 enclosure	4-Ports rated up to 30W or 1-Port rated up to 60W
NetWaySP4LWPX	Outdoor 4-port PoE+ Hardened Switch in larger NEMA4/4X, IP66-11 enclosure	4-Ports rated up to 30W or 1-Port rated up to 60W
NetWaySP8LWPX	Outdoor 8-port PoE+ Hardened Switch in larger NEMA4/4X, IP66-11 enclosure	8-Ports rated up to 30W or 1-Port rated up to 60W



FIBER SOLUTIONS

Ethernet to Fiber Media Converter/Injectors

NetWaySP1P

- Converts Ethernet (10/100/1000Mbps) to Fiber
- One (1) Gigabit SFP port and one (1) Ethernet port rated at 30W max.
- 24VDC to 56VDC power input.



NetWaySP2P

- Converts Ethernet (10/100/1000Mbps) to Fiber
- One (1) Gigabit SFP port and two (2) Ethernet ports rated at 30W max per port.
- 48VDC to 56VDC power input.



Features:

- UL Listed in the U.S. and Canada (NetWaySP1P only), CE Approved.
- One (1) 10/100/1000 Mbps.

- Converts Ethernet to Fiber and provides PoE+.
- PoE power LED and Link connection indicators.



151

56VDC Power Supply/Chargers

PoE240

- 56VDC/240W output.
- 4.25A continuous supply current.
- 115/230VAC Input.
- Built-in charger for Lithium Iron Phosphate (LiFePO4), sealed lead acid or gel type batteries.

Board dimensions:
7.75"L x 4.5"W x 1.375"H

PoE201

- 56VDC/120W output.
- 2.2A continuous supply current.
- 115/230VAC Input.
- Built-in charger for sealed lead acid or gel type batteries.

Board dimensions:
7.0"L x 4.0"W x 1.375"H

PoE60

- 56VDC/75W output.
- 1.34A continuous supply current.
- 115/230VAC Input.
- Built-in charger for Lithium Iron Phosphate (LiFePO4).

Board dimensions:
7.19"L x 4.0"W x 2.0"H



POE201

Netway[®] FIBER SOLUTIONS

SPECTRUM

Ethernet over Fiber Hardened PoE+ Switch

Features:

- UL Listed in the U.S. and Canada for Information Technology Equipment, CE Approved.
- One (1) Gigabit SFP port (uplink).
- Two (2) ports up to 60W and 1 port up to 30W (10/100/1000 each).
- Supports PoE (802.3af), PoE+ (802.3at) and Hi-PoE devices.
- Input: 48-56VDC.
- Control, monitor and report power/diagnostics from anywhere over the network.

NETWAYSP3B



Embedded
LiNQ
TECHNOLOGY

Units with Power Supply/Charger:

- 115VAC/230VAC input.
- 120W max output.
- Built-in battery charger.
- Integral surge protection.



152

NetWay Spectrum Model #	Configuration	Dimensions
NetWaySP3B	3-port switch board only	5.6"L x 4.5"W x 0.625"H
NetWaySP3PL	3-port PoE+ Hardened Switch on Backplane	10.75"H x 8.875"W x 2.375"D
NetWaySP3WPN	Outdoor 3-port Hardened Switch only in NEMA4/4X, IP66-11 enclosure	13.31"H x 11.31"W x 5.59"D
NetWaySP3WP	Outdoor 3-port PoE+ Hardened Switch in NEMA4/4X, IP66-11 enclosure	13.31"H x 11.31"W x 5.59"D
NetWaySP3WPX	Outdoor 3-port PoE+ Hardened Switch in larger NEMA4/4X, IP66-11 enclosure, which accommodates four (4) 12VDC/4AH batteries (48V of backup).	17.53"H x 15.3"W x 6.67"D
NetWaySP3X	Indoor 3-port PoE+ Hardened Switch	13.5"H x 13"W x 3.25"D

Netway[®] FIBER SOLUTIONS

SPECTRUM

Managed PoE+ Switches with Fiber Port

Features:

- UL Listed in the U.S. and Canada for Information Technology Equipment, CE Approved.
- One (1) Gigabit SFP port (uplink).
- Four (4) PoE/PoE+ (up to 30W) ports or two (2) Hi-PoE (60W) ports.
- Supports PoE (802.3af), PoE+ (802.3at) and Hi-PoE devices.
- Input: 48-56VDC.
- Provides local and/or remote access to critical information via LAN/WAN.
- Control, monitor and report power/diagnostics from anywhere over the network.

Units with Power Supply/Charger:

- 115VAC/230VAC input.
- 120W max output.
- Built-in battery charger.
- Integral surge protection.



Embedded
LINK
TECHNOLOGY



NetWay4EWP

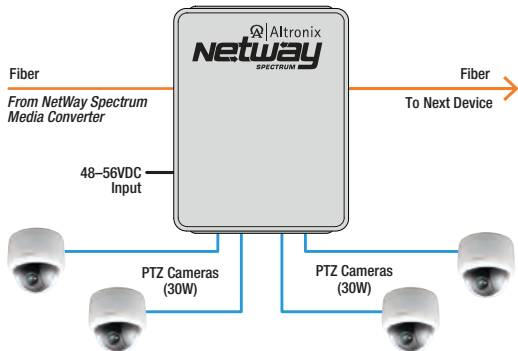
153

Model #	Configuration	Dimensions
NetWay4EB	4-port switch board only	5.6"L x 4.5"W x 0.625"H
NetWay4EPL	4-port PoE+ Hardened Switch on Backplane	10.75"H x 8.875"W x 2.375"D
NetWay4EWP	Outdoor 4-port Hardened Switch only in NEMA4/4X, IP66-11 enclosure	13.31"H x 11.31"W x 5.59"D
NetWay4EWP	Outdoor 4-port PoE+ Hardened Switch in NEMA4/4X, IP66-11 enclosure	13.31"H x 11.31"W x 5.59"D
NetWay4EWPX	Outdoor 4-port PoE+ Hardened Switch in larger NEMA4/4X, IP66-11 enclosure, which accommodates four (4) 12VDC/4AH batteries (48V of backup).	17.53"H x 15.3"W x 6.67"D
NetWay4EX	Indoor 4-port PoE+ Hardened Switch	13.5"H x 13"W x 3.25"D

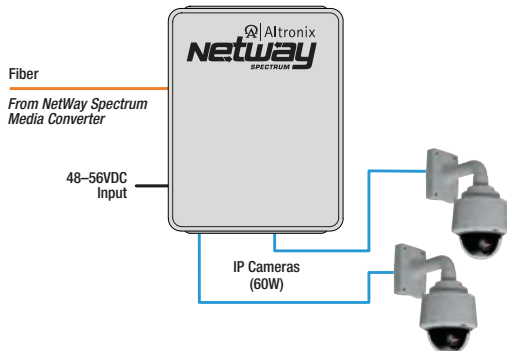
Netway[®] FIBER SOLUTIONS
SPECTRUM

NetWaySP4WPN Dual SFP Application

154



NetWaySP3WPN Single SFP / Hi-PoE Application



Netway[®] FIBER SOLUTIONS

SPECTRUM

4-Port Managed PoE+ Hardened Switches with Dual SFP (Fiber) Ports

Features:

- UL Listed in the U.S. and Canada for Information Technology Equipment, CE Approved.
- Equipped with VLAN.
- Two (2) Gigabit SFP ports (uplink).
- Four (4) ports up to 30W or two (2) ports up to 60W (10/100/1000 each).
- Supports PoE (802.3af), PoE+ (802.3at) and Hi-PoE devices.
- Input: 48-56VDC.
- Units can be deployed with single or multi-mode fiber or composite cable which combines fiber with copper to simultaneously deliver power and data.
- Control, monitor and report power/diagnostics from anywhere over the network.

Units with Power Supply/Charger:

- 115VAC/230VAC input.
- 115W max output.
- Built-in battery charger.
- Integral surge protection.



NetWaySP4PL



155

Model #	Configuration	Dimensions
NetWaySP4B	4-port switch board only	5.6"L x 4.5"W x 0.625"H
NetWaySP4PL	4-port PoE+ Hardened Switch on Backplane	10.75"H x 8.875"W x 2.375"D
NetWaySP4WPN	Outdoor 4-port Hardened Switch only in NEMA4/4X, IP66-11 enclosure	13.31"H x 11.31"W x 5.59"D
NetWaySP4WPP	Outdoor 4-port PoE+ Hardened Switch in NEMA4/4X, IP66-11 enclosure	13.31"H x 11.31"W x 5.59"D
NetWaySP4WPPX	Outdoor 4-port PoE+ Hardened Switch in larger NEMA4/4X, IP66-11 enclosure, which accommodates four (4) 12VDC/4AH batteries (48V of backup).	17.53"H x 15.3"W x 6.67"D
NetWaySP4X	Indoor 4-port PoE+ Hardened Switch	13.5"H x 13"W x 3.25"D

Netway[®] FIBER SOLUTIONS

SPECTRUM

8-Port Managed PoE+ Hardened Switches with Dual SFP (Fiber) Ports

Features:

- UL Listed in the U.S. and Canada for Information Technology Equipment, CE Approved.
- Equipped with VLAN.
- Two (2) Gigabit SFP ports (uplink).
- Eight (8) ports up to 30W. Two (2) ports can be up to 60W (two (2) 10/100/1000 ports and six (6) 10/100 ports).
- Supports PoE (802.3af), PoE+ (802.3at) and Hi-PoE devices.
- Input: 48-56VDC.
- Units can be deployed with single or multi-mode fiber or composite cable which combines fiber with copper to simultaneously deliver power and data.
- Control, monitor and report power/diagnostics from anywhere over the network.

Units with Power Supply/Charger:

- 115VAC/230VAC input.
- 115W max output.
- Built-in battery charger.
- Integral surge protection.



156

Model #	Configuration	Dimensions
NetWaySP8B	8-port switch board only	5.6"L x 4.5"W x 0.625"H
NetWaySP8PL	8-port PoE+ Hardened Switch on Backplane	10.75"H x 8.875"W x 2.375"D
NetWaySP8WPN	Outdoor 8-port Hardened Switch only in NEMA4/4X, IP66-11 enclosure	13.31"H x 11.31"W x 5.59"D
NetWaySP8WPP	Outdoor 8-port PoE+ Hardened Switch in NEMA4/4X, IP66-11 enclosure	13.31"H x 11.31"W x 5.59"D
NetWaySP8WPX	Outdoor 8-port PoE+ Hardened Switch in larger NEMA4/4X, IP66-11 enclosure, which accommodates four (4) 12VDC/4AH batteries (48V of backup).	17.53"H x 15.3"W x 6.67"D
NetWaySP8X	Indoor 8-port PoE+ Hardened Switch	13.5"H x 13"W x 3.25"D

Netway[®] FIBER SOLUTIONS

SPECTRUM

8-Port Managed PoE+ Hardened Switches with Dual SFP (Fiber) Ports

Features:

- UL Listed in the U.S. and Canada for Information Technology Equipment, CE Approved.
- Equipped with VLAN.
- Two (2) Gigabit SFP ports (uplink).
- Eight (8) ports up to 30W. Two (2) ports can be up to 60W (two (2) 10/100/1000 ports and six (6) 10/100 ports).
- Supports PoE (802.3af), PoE+ (802.3at) and Hi-PoE devices.
- Input: 48-56VDC.
- Units can be deployed with single or multi-mode fiber or composite cable which combines fiber with copper to simultaneously deliver power and data.
- Control, monitor and report power/diagnostics from anywhere over the network.

Units with Power Supply/Charger:

- 115VAC/230VAC input.
- 240W total
- Built-in battery charger.
- Integral surge protection.



157

Model #	Configuration	Dimensions
NetWaySP8PL2	8-port PoE+ Hardened Switch on Backplane	10.75"H x 8.875"W x 2.375"D
NetWaySP8WP2	Outdoor 8-port PoE+ Hardened Switch in NEMA4/4X, IP66-11 enclosure	13.31"H x 11.31"W x 5.59"D
NetWaySP8WPX2	Outdoor 8-port PoE+ Hardened Switch in larger NEMA4/4X, IP66-11 enclosure, which accommodates four (4) 12VDC/4AH batteries (48V of backup).	17.53"H x 15.3"W x 6.67"D
NetWaySP8X2	Indoor 8-port PoE+ Hardened Switch	13.5"H x 13"W x 3.25"D

Netway[®] FIBER SOLUTIONS

SPECTRUM

4-Port Managed 802.3bt (90W) Hardened Switches with Fiber Port

Features:

- CE Approved.
- One (1) Gigabit SFP port (uplink).
- Four (4) ports up to 90W (10/100/1000 each).
- Supports IEEE 802.3af (15W), IEEE 802.3at (30W), IEEE 802.3bt (90W) devices.
- Input: 48-56VDC (NetWay4EBTB and NetWay4EBTWPN).
- Provides local and/or remote access to critical information via LAN/WAN.
- Control, monitor and report power/diagnostics from anywhere over the network.

Units with Power Supply/Charger:

- 115VAC/230VAC input.
- 240W max output.
- Built-in battery charger.
- Integral surge protection.



Embedded
LiNQ
TECHNOLOGY

158

Model #	Configuration	Dimensions
NetWay4EBTB	4-port switch board only	5.6"L x 4.5"W x 0.625"H
NetWay4EBTPL	4-port PoE+ Hardened Switch on Backplane	10.75"H x 8.875"W x 2.375"D
NetWay4EBTWPN	Outdoor 4-port Hardened Switch only in NEMA4/4X, IP66-11 enclosure	13.31"H x 11.31"W x 5.59"D
NetWay4EBTWPN	Outdoor 4-port PoE+ Hardened Switch in NEMA4/4X, IP66-11 enclosure	13.31"H x 11.31"W x 5.59"D
NetWay4EBTWPN	Outdoor 4-port PoE+ Hardened Switch in larger NEMA4/4X, IP66-11 enclosure, which accommodates four (4) 12VDC/4AH batteries (48V of backup).	17.53"H x 15.3"W x 6.67"D
NetWay4EBTX	Indoor 4-port PoE+ Hardened Switch	13.5"H x 13"W x 3.25"D

Netway[®] FIBER SOLUTIONS

SPECTRUM


4-Port Managed 802.3bt (90W) Hardened Switches with Dual SFP (Fiber) Ports

Features:

- CE Approved.
- Equipped with VLAN.
- Two (2) Gigabit SFP ports (uplink).
- Four (4) ports up to 90W (10/100/1000 each).
- Supports IEEE 802.3af (15W), IEEE 802.3at (30W), IEEE 802.3bt (90W) devices.
- Input: 48-56VDC (NetWaySP4BTB and NetWaySP4WPN)
- Units can be deployed with single or multi-mode fiber or composite cable which combines fiber with copper to simultaneously deliver power and data.
- Control, monitor and report power/diagnostics from anywhere over the network.

Units with Power Supply/Charger:

- 115VAC/230VAC input.
- 240W max output.
- Built-in battery charger.
- Integral surge protection.



Embedded
LIQ
TECHNOLOGY

159


Model #	Configuration	Dimensions
NetWaySP4BTB	4-port switch board only	5.6"L x 4.5"W x 0.625"H
NetWaySP4BTPL	4-port PoE+ Hardened Switch on Backplane	10.75"H x 8.875"W x 2.375"D
NetWaySP4BTWPN	Outdoor 4-port Hardened Switch only in NEMA4/4X, IP66-11 enclosure	13.31"H x 11.31"W x 5.59"D
NetWaySP4BTWP	Outdoor 4-port PoE+ Hardened Switch in NEMA4/4X, IP66-11 enclosure	13.31"H x 11.31"W x 5.59"D
NetWaySP4BTWPIX	Outdoor 4-port PoE+ Hardened Switch in larger NEMA4/4X, IP66-11 enclosure, which accommodates four (4) 12VDC/4AH batteries (48V of backup).	17.53"H x 15.3"W x 6.67"D
NetWaySP4BTX	Indoor 4-port PoE+ Hardened Switch	13.5"H x 13"W x 3.25"D

Netway[®] PoE SOLUTIONS

Power PoE cameras and 12VDC devices simultaneously

NetWay3012P

- Supports a single PoE/PoE+/Hi-PoE cameras/devices.
- Provides PoE+ and converts PoE to 12VDC up to 2 amp
- Applications including PoE cameras and external microphones, control boards, switching equipment and more...
- 30W max combined
- Passes PoE/PoE+ from midspan/endspan.
- 10/100 Mbps



Compact PoE switch allows for system expansion - indoor or outdoor

160

NetWay2ES

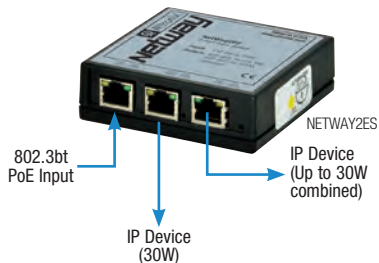
- Deploy up to 2-IP cameras/devices over a single CAT5 or higher structured cable.
- 30W max power per output (60W total).

NetWay2ESWPN

- Outdoor version in compact NEMA 4/4X IP66-11 rated enclosure.

Features:

- IEEE 802.3af, 802.3at and 802.3bt compliant.
- 10/100 Ethernet ports.
- 802.3bt PoE input.



Netway® PoE SOLUTIONS

Single and Multi-port 802.3bt (90W) Midspan/Injectors

NetWay1BT

- Supports a single PoE/PoE+/Hi-PoE cameras/devices.
- Provides 90W full power max
- Aux. Class 2 power-limited output rated @ 56VDC/90W
- 10/100/1000 Ethernet ports

NetWay4BT

- Supports up to four (4) PoE/PoE+/Hi-PoE cameras/devices.
- Provides 90W full power per port (480W of total power)
- 10/100/1000 Ethernet ports



NETWAY4BT

NetWay8BT

- Supports up to eight (8) PoE/PoE+/Hi-PoE cameras/devices.
- Provides 90W full power per port (480W of total power)
- 10/100/1000 Ethernet ports

161

Features:

- UL Listed in the U.S. and Canada for Information Technology Equipment, CE Approved.
- Provides the precise power your PoE devices need.
- Supports PoE (802.3af), PoE+ (802.3at) or Hi-PoE (802.3bt) devices up to 100m over CAT5e/6.
- 115VAC/230VAC input.



- Control, monitor and report power/diagnostics from anywhere over the network (except NetWay1BT).
- Built-in battery charging
- (Optional rack mount battery enclosure available - model RE2)
- Port status LED indicators.
- Compact 1U EIA 19" rack mount chassis (except NetWay1BT).
- Units can be rack, shelf or wall mounted.



Netway[®] PoE SOLUTIONS

Eight (8) Port Managed Midspans

NetWay8G

- Supports up to eight (8) PoE/PoE+ cameras/devices.
- 10/100/1000 Ethernet ports
- Provides 30W full power per port (240W of total power)



NetWay8GL

- Supports up to eight (8) PoE/PoE+/Hi-PoE 60W cameras/devices.
- 10/100/1000 Ethernet ports
- Provides 60W full power per port (240W of total power)
- Hi-PoE supports Mode A and B independently

NetWay8GP

- Supports up to eight (8) PoE/PoE+/Hi-PoE 60W cameras/devices.
- 10/100/1000 Ethernet ports
- Provides 60W full power per port (480W of total power)
- Hi-PoE supports Mode A and B independently

Sixteen (16) Port Managed Midspan

NetWay16G

- Supports up to sixteen (16) PoE/PoE+ cameras/devices.
- 10/100/1000 Ethernet ports
- Provides 30W full power per port (480W of total power)

162

Features:

- UL Listed in the U.S. and Canada for Information Technology Equipment, CE Approved.
- Provides the precise power your PoE devices need.
- Supports PoE (802.3af), PoE+ (802.3at) or HiPoE 60W devices up to 100m over CAT5e/6.
- 115VAC/230VAC input.

- Control, monitor and report power/diagnostics from anywhere over the network.
- Built-in battery charging
- (Optional rack mount battery enclosure available - model RE2)
- Port status LED indicators.
- Compact 1U EIA 19" rack mount chassis.
- Units can be rack, shelf or wall mounted.



Netway[®] PoE SOLUTIONS

Eight (8) Port PoE Switch

NetWay8E

- Supports up to eight (8) PoE/PoE+ cameras/devices.
- 10/100/1000 Ethernet ports.
- Two (2) Gigabit Uplinks.
- 30W full power per port (240W of total power).



Features:

- UL Listed in the U.S. and Canada for Information Technology Equipment, CE Approved.
- Supports PoE (802.3af) and PoE+ (802.3at) devices up to 100m over CAT5e/6
- Provides local and/or remote access to critical information via LAN/WAN.
- 115VAC/230VAC input.

- Control, monitor and report power/diagnostics from anywhere over the network.

- Built-in battery charging

(Optional rack mount battery enclosure available - model RE2)

- Compact 1U EIA 19" rack mount chassis
- Units can be rack, shelf or wall mounted.




163

Five (5) Port Switch Board

NetWay5B

- 5-port switch ideal in Trove series units, utilizing a single network cable to connect up to four (4) network devices, reducing material and labor costs.
- Input options of PoE, 12VDC or 24VDC.
- Five 10/100/1000 Ethernet ports.
- PoE IEEE 802.3af (15W) and PoE+ IEEE 802.3at (30W) compliant.



NETWAY5B

Netway[®] PoE SOLUTIONS

Eight (8) Port Managed Midspan

NetWay8M

- Supports up to eight (8) PoE/PoE+ cameras/devices.
- Provides up to 30W per port not to exceed 150W max.

Sixteen (16) Port Managed Midspan

NetWay16M

- Supports up to sixteen (16) PoE/PoE+ cameras/devices.
- Provides up to 30W per port not to exceed 300W max.

Features:

- UL Listed in the U.S. and Canada for Access Control and Information Technology Equipment, CE Approved, C-Tick Approved.
- Provides the precise power your PoE devices need.
- Plug-and-play yet easily customizable.
- IEEE 802.3af (PoE) and IEEE 802.3at (PoE +) compliant.
- Programmable port priority.
- PoE shutdown feature is selectable by port - allows for cameras and/or edge devices to be reset.
- Control, monitor and report power/diagnostics from anywhere over the network.

- Unused ports can be disabled to prevent unauthorized network connections.
- Safe & cost effective power distribution over CAT-5/5E/6 LAN infrastructure.
- Supports non-PoE 12VDC IP cameras (utilizing NetWay1512 or NetWay3012 adapters).
- Port status LED indicators.
- Compact 1U EIA 19" rack mount chassis.
- Units can be rack, shelf or wall mounted.

Embedded
LIQ
TECHNOLOGY



NETWAY16M

Netway[®] PoE SOLUTIONS

Eight (8) Port Midspan

NetWay8

- Supports up to eight (8) PoE/PoE+ cameras/devices.
- Provides up to 30W per port not to exceed 150W max.

Sixteen (16) Port Midspan

NetWay16

- Supports up to sixteen (16) PoE/PoE+ cameras/devices.
- Provides up to 30W per port not to exceed 300W max.

Features:

- UL Listed in the U.S. and Canada for Access Control and Information Technology Equipment, CE Approved, C-Tick Approved.
- Provides the precise power your PoE devices need.
- IEEE 802.3af (PoE) and IEEE 802.3at (PoE+) compliant.
- Safe & cost effective power distribution over CAT-5/5E/6 LAN infrastructure.
- Supports non-PoE 12VDC IP cameras (utilizing NetWay1512 or NetWay3012 adapters).
- Port status LED indicators.
- Compact 1U EIA 19" rack mount chassis can be rack, shelf or wall mounted.



Netway[®] PoE SOLUTIONS

Single Port Injectors

NetWay1

- UL Listed in the U.S. and Canada for Access Control and Information Technology Equipment, CE Approved.
- Supports IEEE 802.3af (PoE) devices.
- 24VAC/VDC input.

NetWay1X

- NetWay1 with IEEE 802.3af (PoE) and IEEE 802.3at (PoE+) compatibility.



NetWay1P

- NetWay1 (15W) with TP2440 Plug-in Transformer.

NetWay112

- NetWay1 with 12VDC input.



NETWAY1X

Features:

- Provides power and passes data over CAT5e cable up to 100m.
- PoE shutdown feature - allows for device reset.
- Safe & cost effective power distribution over CAT-5/5E/6 LAN infrastructure.
- Supports non-PoE 12VDC IP cameras (utilizing NetWay1512 or NetWay3012 adapters).
- Port status LED indicators.
- Compact insulated housing with screw mounting.

166


Outdoor Single Port High PoE Injector

NetWay1DWP

- UL Listed in the U.S. and Canada, CE Approved.
- Single port provides up to 60W of power and passes data over ethernet (CAT5e) cable up to 100m (328 ft).
- 115VAC/230VAC input.

Features:

- Maximum power: High PoE (60W).
- Integral surge protection.
- Integral flanges and lightweight design simplify mounting.
- IP66, NEMA4/4X Rated outdoor enclosure with lockable latches.



NETWAY1DWP

Netway® PoE SOLUTIONS

Repeater Modules

NetWayXT

- Supports IEEE 802.3af (PoE) devices.

NetWayXTX

- Supports IEEE 802.3af (PoE) and IEEE 802.3at (PoE+) devices.

NetWayXTG

- Supports IEEE 802.3af (PoE) and IEEE 802.3at (PoE+) devices.
- 1Gb (10/100/1000Mbps).



NETWAYXT

Adapters

NetWay1512

- UL Listed in the U.S. and Canada for Information Technology Equipment, CE Approved.
- 15W midspan adapter for non-PoE compliant IP cameras.

NetWay3012

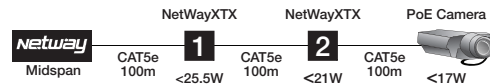
- UL Listed in the U.S. and Canada for Information Technology Equipment, CE Approved.
- 30W midspan adapter for non-PoE compliant IP fixed or PTZ cameras.



NETWAY3012

167

TYPICAL APPLICATION:



Features:

- UL Listed in the U.S. and Canada for Information Technology Equipment, CE Approved.
- Interfaces with NetWay midspans or PoE switches to extend data (video) an additional 100m (328 ft.).
- Multiple units may be used on a single port to extend range (quantity based on device current draw).
- Port status LED indicators.
- Plug-and-play installation, no external power required.



Features:

- Supports non-PoE 12VDC IP cameras.
- LED indicators.
- Compact insulated housing with screw mounting.



Netway® PoE SOLUTIONS

Single Port Hi-PoE Injectors

NetWay1D

- UL Listed in the U.S. and Canada, CE Approved
- Supports IEEE 802.3af (PoE), IEEE 802.3at (PoE+) and Hi-PoE.
- Port provides up to 60W.
- Aux. Class 2 power-limited output rated @ 56VDC/60W.
- 115VAC/230VAC Input.



NetWay1E

- UL Listed in the U.S. and Canada, CE Approved
- Supports IEEE 802.3af (PoE) and IEEE 802.3at (PoE+).
- Also supports LTPoE++™ 70W, 52.7W & 38.7W PD compliant devices.
- PoE shutdown feature.
- 115VAC Input.

NetWay1EV

- NetWay1E with 220VAC Input.

168

NETWAY1D

Features:

- Provides precise power and passes data over Ethernet (CAT-5) cable up to 100m (328 ft).
- Safe and cost effective power distribution over CAT-5/5E/6 LAN infrastructure.

- Data rate 10/100/1000.
- Integral surge protection.
- Power LED indicator.
- IEC 320 - 3-wire grounded line cord (detachable).
- Units can be wall or shelf mounted.



Netway[®] PoE SOLUTIONS

*Enables Four (4) IP Devices
over a Single Cable*

NetWay4ESK (kit)

- UL Listed in the U.S. & Canada, CE & C-Tick Approved.
- PoE/PoE+ Switch with Midspan Injector.
- Includes NetWay4ES and NetWay1D.




Features:

- Provides a total of 60W max. up to four (4) devices.
- Safe and cost effective power distribution over CAT-5/5E/6 LAN infrastructure.



169

TYPICAL APPLICATION:





PASSIVE UTP TRANSCEIVER HUBS WITH INTEGRAL CAMERA POWER

Sixteen (16) Channel

HubWay16CD

- UL Listed in the U.S. and Canada for CCTV, CE Approved.
- Sixteen (16) channels of combined video, data and power.
- 10 amp total output current.
- 115VAC input.



HubWay16D

- UL Listed in the U.S. for CCTV, CE Approved.
- All features of HubWay16CD.
- 115/230VAC selectable input.



Sixteen (16) Channel (Isolated Power)

HubWay16Di

- UL Listed in the U.S. and Canada for CCTV, CE Approved.
- Sixteen (16) channels of combined video, data and power.
- 16 amp total output current.
- Electronically isolated power outputs.
- 115VAC or 230VAC selectable input.



Refer to page 163 or video balun/combiners.

Features:

- Quality video up to 750 ft.
- Individually selectable 24VAC or 28VAC power outputs with OFF position.
- PTC protected power outputs.
- Surge suppression.
- Power LED indicators.
- Sixteen (16) 75 ohm video outputs.
- RS422/RS485 data inputs.
- Illuminated master power switch.
- IEC 320 - 3-wire grounded line cord (detachable).
- Compact 1U EIA 19" rack mount chassis.
- Units can be rack, shelf or wall mounted.



Above models available with video balun/combiners, also available with eight (8) outputs visit altronix.com for more info.



ACTIVE UTP TRANSCEIVER HUB WITH/WITHOUT INTEGRAL ISOLATED CAMERA POWER

Sixteen (16) Channel

HubWayLD16Di

- Sixteen (16) channels of combined video, data and power.
- 16 amp total isolated output current.
- 115VAC or 230VAC selectable input.



HUBWAYLD16Di

Features:

- UL Listed in the U.S. and Canada for CCTV, CE Approved.
- Quality video up to 3000 ft.
- Individually selectable 24VAC or 28VAC power outputs with OFF position.
- PTC protected power outputs.
- Surge suppression.
- Picture and gain controls.



- Video and power LED indicators.
- Sixteen (16) 75 ohm video outputs.
- RS422/RS485 data inputs.
- Illuminated master power switch.
- IEC 320 - 3-wire grounded line cord (detachable).
- Compact 1U EIA 19" rack mount chassis.
- Units can be rack, shelf or wall mounted.

Sixteen (16) Channel Hub

HubWayLDH16

- Sixteen (16) channels of combined video and data.
 - Sixteen (16) 75 ohm video outputs.
- Eight (8) channel model also available.

*Refer to page 163 for
video balun/combiners.*

Above models available with video balun/combiners
visit altronix.com for more info.

Features:

- UL Listed in the U.S. and Canada for CCTV, CE Approved.
- Quality video up to 3000 ft.
- Picture and gain controls.
- Video LED indicators.
- RS422/RS485 data inputs.
- 115VAC or 230VAC selectable input.
- Illuminated master power switch.
- IEC 320 - 3-wire grounded line cord (detachable).
- Compact 1U EIA 19" rack mount chassis.
- Units can be rack, wall or shelf mounted.





VIDEO BALUN/COMBINERS

Slim-Line Video Balun/Combiners

HubWayAv2

- Interfaces with HubWay UTP Transceiver Hubs for 24VAC/12VDC fixed or PTZ cameras (based on power supply selection).
- Pass through video/data/power.
- Data/PTZ RS422/RS485 output.



Features:

- 1 amp supply current (based on power supply rating).
- Low profile fits inside dome cameras and back boxes.
- 75 ohm video input.
- 30cm leads.

172

DC Video Balun/Combiners

HubWayDv

- Interfaces with HubWay UTP Transceiver Hubs for 12VDC fixed or PTZ cameras.

HubWayDvi

- Video balun/combiner provides isolation for 12VDC cameras.



Features:

- UL Listed Accessory.
- Power LED indicator.



Video balun/combiners also available in packs eight (8), visit altronix.com for more info.

AC POWER SUPPLIES

Four (4) Output

ALTV244UL

- UL Listed in the U.S. and Canada for CCTV, CE Approved.
- 3.5 amp @ 24VAC or 3 amp @ 28VAC max. power.
- Four (4) fuse protected non power-limited outputs.
- Power ON/OFF switch.

Enclosure dimensions: 8.5"H x 7.5"W x 3.5"D

ALTV244ULCB

- ALTV244UL with Four (4) Class 2 Rated PTC protected power-limited outputs.

ALTV244175UL

- UL Listed in the U.S. and Canada for CCTV, CE Approved.
- 7 amp @ 24VAC or 6.25 amp @ 28VAC max. power.
- Four (4) fuse protected non power-limited outputs.
- Illuminated master power switch.

Enclosure dimensions: 12.25"H x 7.75"W x 4.5"D

ALTV244175ULCB

- ALTV244175UL with Four (4) Class 2 Rated PTC protected power-limited outputs.

Features:

- 115VAC 60Hz. input.
- AC power LED indicators.
- Spare fuses provided (all models with primary and/or secondary fuses).

* Optional factory installed 3-wire line cord (add suffix "3" to model number).



ALTV244UL

AC POWER SUPPLIES

ALTV248UL

- UL Listed in the U.S. and Canada for CCTV, CE Approved.
- 3.5 amp @ 24VAC or 3 amp @ 28VAC max. power.
- Eight (8) fuse protected non power-limited outputs.
- Power ON/OFF switch.

Enclosure dimensions: 8.5"H x 7.5"W x 3.5"D

ALTV248ULCB

- ALTV248UL with Eight (8) Class 2 Rated PTC protected power-limited outputs.

*Eight (8) Output***ALTV248175UL**

- UL Listed in the U.S. and Canada for CCTV, CE Approved.
- 7 amp @ 24VAC or 6.25 amp @ 28VAC max. power.
- Eight (8) fuse protected non power-limited outputs.
- Illuminated master power switch.

Enclosure dimensions:
12.25"H x 7.75"W x 4.5"D

ALTV248175ULCB

- ALTV248175UL with Eight (8) Class 2 Rated PTC protected power-limited outputs.

ALTV248300UL

- UL Listed in the U.S. and Canada for CCTV, CE Approved.
- 12.5 amp @ 24VAC or 10 amp @ 28VAC max. power.
- Eight (8) fuse protected non power-limited outputs.
- Illuminated master power switch.

Enclosure dimensions:
12.25"H x 7.75"W x 4.5"D

ALTV248300ULCB


- ALTV248300UL with Eight (8) Class 2 Rated PTC protected power-limited outputs.

174

Features:

- 115VAC 60Hz. input.
- AC power LED indicators.
- Spare fuses provided (all models with primary and/or secondary fuses).

* Optional factory installed 3-wire line cord (add suffix "3" to model number).



ALTV248UL

AC POWER SUPPLIES

Eight (8) Output

ALTV248300ULM

- Compact version of AL248300UL.
 - UL Listed in the U.S. and Canada for CCTV, CE Approved.
 - 12.5 amp @ 24VAC or 10 amp @ 28VAC max. power.
 - Eight (8) fuse protected non power-limited outputs.
- Enclosure dimensions: 8.5"H x 7.5"W x 3.75"D

ALTV248600UL

- UL Listed in the U.S. and Canada for CCTV, CE Approved.
 - 25 amp @ 24VAC or 20 amp @ 28VAC max. power.
 - Eight (8) fuse protected non power-limited outputs.
 - Includes cam lock.
- Enclosure dimensions: 13.5"H x 13"W x 3.25"D

ALTV248600ULCB

- ALTV248600UL with Eight (8) Class 2 Rated PTC protected power-limited outputs.

Features:

- 115VAC 60Hz. input.
- Illuminated master power switch.
- AC power LED indicators.
- Spare fuses provided (all models with primary and/or secondary fuses).
- Includes cam lock.

* Optional factory installed 3-wire line cord
(add suffix "3" to model number).



ALTV248600UL

AC POWER SUPPLIES

ALTV2416ULX

- 7 amp @ 24VAC
or 6 amp @ 28VAC max. power.
- Sixteen (16) fuse protected
non power-limited outputs.
- Power ON/OFF switch.

Enclosure dimensions:
13.5"H x 13"W x 3.25"D

ALTV2416ULCBX

- ALTV2416ULX with Sixteen (16) Class 2
Rated PTC protected power-limited outputs.

176 **ALTV2416300UL**

- 12.5 amp @ 24VAC or
10 amp @ 28VAC max. power.
- Sixteen (16) fuse protected
non power-limited outputs.
- Illuminated master power switch.

Enclosure dimensions:
13.5"H x 13"W x 3.25"D

ALTV2416300ULCB

- ALTV2416300UL with Sixteen (16)
Class 2 Rated PTC protected
power-limited outputs.

*Sixteen (16) Output***ALTV2416300ULM**

- Compact version of ALTV2416300UL.
- 12.5 amp @ 24VAC or
10 amp @ 28VAC max. power.
- Sixteen (16) fuse protected
non power-limited outputs.
- Illuminated master power switch.

Enclosure dimensions:
8.5"H x 7.5"W x 3.75"D

ALTV2416600UL

- 25 amp @ 24VAC or 20 amp
@ 28VAC max. power.
- Sixteen (16) fuse protected
non power-limited outputs.

Enclosure dimensions:
13.5"H x 13"W x 3.25"D

ALTV2416600ULCB

- ALTV2416600UL with
Sixteen (16) Class 2 Rated
PTC protected
power-limited outputs.

Features:

- UL Listed in the U.S.
and Canada for CCTV,
CE Approved.
- 115VAC 60Hz. input.
- AC power LED indicators.
- Spare fuses provided (all models with
primary and/or secondary fuses).
- Includes cam lock.



* Optional factory installed 3-wire line cord
(add suffix "3" to model number).



ALTV2416300UL

AC POWER SUPPLIES

Thirty-two (32) Output

ALTV2432300UL

- UL Listed in the U.S. and Canada for CCTV, CE Approved.
- 12.5 amp @ 24VAC or 10 amp @ 28VAC max. power.
- Thirty-two (32) fuse protected outputs.

Enclosure dimensions: 13.5"H x 13"W x 3.25"D

ALTV2432300ULCB

- ALTV2432300UL with Thirty-two (32) Class 2 Rated PTC protected power-limited outputs.

ALTV2432600UL

- UL Listed in the U.S. and Canada for CCTV, CE Approved.
- 25 amp @ 24VAC or 20 amp @ 28VAC max. power.
- Thirty-two (32) fuse protected outputs.

Enclosure dimensions: 13.5"H x 13"W x 3.25"D


ALTV2432600ULCB

- ALTV2432600UL with Thirty-two (32) Class 2 Rated PTC protected power-limited outputs.

Features:

- 115VAC 60Hz. input.
- Illuminated master power switch.
- AC power LED indicators.
- Spare fuses provided (all models with primary and/or secondary fuses).
- Includes cam lock.

* Optional factory installed 3-wire line cord
(add suffix "3" to model number).



ALTV2432600UL

ISOLATED AC POWER SUPPLIES

*Eight (8) Output***ALTV248ULHi**

- UL Listed in the U.S. and Canada for CCTV, CE Approved.
- 12.5 amp @ 24VAC max. power.
- Eight (8) 1.56 amp fuse protected isolated outputs.

Enclosure dimensions:
13.5"H x 13"W x 3.25"D

ALTV248ULCBHi

- ALTV248ULHi with Eight (8) Class 2 Rated PTC protected power-limited isolated outputs.

ALTV248ULMi

- Compact version of ALTV248ULHi.
- UL Listed in the U.S. and Canada for CCTV, CE Approved.
- 12.5 amp @ 24VAC max. power.
- Eight (8) 1.56 amp fuse protected isolated outputs.

Enclosure dimensions:
8.5"H x 7.5"W x 3.75"D

ALTV248ULCBMi

- ALTV248ULMi with Eight (8) Class 2 Rated PTC protected power-limited isolated outputs.

*Sixteen (16) Output***ALTV2416ULi**

- UL Listed in the U.S. and Canada for CCTV, CE Approved.
- 25 amp @ 24VAC max. power.
- Sixteen (16) 1.56 amp fuse protected isolated outputs.
- Includes cam lock.

Enclosure dimensions:
13.5"H x 13"W x 3.25"D

ALTV2416ULCBi

- ALTV2416ULi with Sixteen (16) Class 2 Rated PTC protected power-limited isolated outputs.

Features:

- 115VAC 60Hz. input.
- Illuminated master power switch.
- Spare fuses provided (all models with primary and/or secondary fuses).

* Optional factory installed 3-wire line cord (add suffix "3" to model number).



ALTV248ULHi

COMBINATION AC/DC POWER SUPPLIES

Four (4) Output

ALTV1224C4

- 12VDC and 24VAC output.
- 2 amp @ 12VDC and 4 amp @ 24VAC max. power.
- 6 amp total supply current.
- Four (4) individually fuse protected outputs:
 - Two (2) outputs @ 12VDC.
 - Two (2) outputs @ 24VAC.

Enclosure dimensions: 13.5"H x 13"W x 3.25"D

Sixteen (16) Output

ALTV1224C



- CE Approved.
- 12VDC and 24VAC output.
- 3.5 amp @ 12VDC and 3.5 amp @ 24VAC max. power.
- 7 amp total supply current.
- Sixteen (16) individually fuse protected outputs:
 - Eight (8) outputs @ 12VDC.
 - Eight (8) outputs @ 24VAC.

Enclosure dimensions: 15.5"H x 12.23"W x 4.5"D

Features:

- 115VAC 50/60Hz. input (220VAC versions available).
- Power ON/OFF switch.
- DC outputs are filtered and electronically regulated.
- AC and DC power LED indicators.
- Spare fuses provided (all models with primary and/or secondary fuses).
- Includes cam lock.



ALTV1224C

179

DC POWER SUPPLIES

*Four (4) Output***ALTV615DC4UL**

- UL Listed in the U.S. and Canada for CCTV, CE Approved.
- 24VAC/50VA input
 - Operates from separate plug-in transformer (order model # TP2450).
- 2.5 amp @ 6VDC-12VDC or 2 amp @ 12VDC-15VDC max. power.
- Four (4) Class 2 Rated fuse protected power-limited outputs.
- Power ON/OFF switch.

Enclosure dimensions: 8.5"H x 7.5"W x 3.5"D

*Eight (8) Output***ALTV615DC8UL**

- UL Listed in the U.S. and Canada for CCTV, CE Approved.
- 4 amp @ 6VDC-15VDC max. power.
- Eight (8) Class 2 Rated fuse protected power-limited outputs.
- Includes cam lock.

Enclosure dimensions: 13.5"H x 13"W x 3.25"D

ALTV615DC8ULCB

- ALTV615DC8UL with Eight (8) Class 2 Rated PTC protected power-limited outputs.

180

Features:

- 115VAC 60Hz input (220VAC versions available, not UL/CUL Listed).
- Filtered and electronically regulated output(s).
- Short circuit and thermal overload protection.
- AC and DC power LED indicators.
- Spare fuses provided (all models with primary and/or secondary fuses).



ALTV615DC4UL

DC POWER SUPPLIES

Sixteen (16) Output

ALTV615DC416UL

- UL Listed in the U.S. and Canada for CCTV, CE Approved.
- 4 amp @ 6VDC-15VDC max. power.
- Sixteen (16) Class 2 Rated fuse protected power-limited outputs.
- Includes cam lock.

Enclosure dimensions: 13.5"H x 13"W x 3.25"D

ALTV615DC416ULCB

- ALTV615DC416UL with Sixteen (16) Class 2 Rated PTC protected power-limited outputs.

ALTV615DC616UL

- UL Listed in the U.S. and Canada for CCTV, CE Approved.
- 6 amp @ 6VDC-15VDC max. power.
- Sixteen (16) fuse protected non power-limited outputs.
- Includes cam lock.

Enclosure dimensions: 13.5"H x 13"W x 3.25"D

ALTV615DC616ULCB

- ALTV615DC616UL with Sixteen (16) Class 2 Rated PTC protected power-limited outputs.

Features:

- 115VAC 60Hz. input.
- 6VDC-15VDC selectable outputs.
- Illuminated master power switch.
- Filtered and electronically regulated output(s).
- Short circuit and thermal overload protection.
- AC and DC power LED indicators.
- Spare fuses provided (all models with primary and/or secondary fuses).

* Optional factory installed 3-wire line cord (add suffix "3" to model number).



ALTV615DC616UL

SAV™ DC POWER SUPPLIES

Four (4) Output

SAV4D

- 5 amp @ 12VDC.
 - Four (4) PTC protected power-limited outputs.
- Enclosure dimensions: 8.5"H x 7.5"W x 3.5"D

Nine (9) Output

SAV9D

- 5 amp @ 12VDC.
 - Nine (9) PTC protected power-limited outputs.
- Enclosure dimensions: 8.5"H x 7.5"W x 3.5"D

Eighteen (18) Output

SAV18D

- 5 amp @ 12VDC.
 - Eighteen (18) PTC protected power-limited outputs.
- Enclosure dimensions: 8.5"H x 7.5"W x 3.5"D

SAV182D

- 11 amp @ 12VDC.
 - Eighteen (18) PTC protected power-limited outputs.
 - Includes cam lock.
- Enclosure dimensions: 13.5"H x 13"W x 3.25"D

182

Features:

- UL Listed in the U.S. and Canada for CCTV.
- 115VAC/230VAC input.
- Filtered and electronically regulated output(s).
- Short circuit and thermal overload protection.
- Individual power LED indicators.
- Field installable grounded line cord or can be hard wired.



DC POWER SUPPLIES

Thirty-six (36) Output

SAV36D

- 11 amp @ 12VDC.
- Thirty-six (36) PTC protected power-limited outputs.
- Includes cam lock.

Enclosure dimensions: 13.5"H x 13"W x 3.25"D

Features:

- UL Listed in the U.S. and Canada for CCTV.
- 115VAC/230VAC input.
- Filtered and electronically regulated output(s).
- Short circuit and thermal overload protection.
- Individual power LED indicators.
- Field installable grounded line cord or can be hard wired.



SAV36D

DC POWER SUPPLIES

Sixteen (16) Output

ALTV615DC1016

- 10 amp @ 6VDC-15VDC max. power.
- Sixteen (16) fuse protected outputs.

Enclosure dimensions: 15.5"H x 12.23"W x 4.5"D

ALTV615DC1016CB

- ALTV615DC1016 with Sixteen (16) PTC protected outputs.

Features:

- 115VAC 50/60Hz input (220VAC versions available).
- Illuminated master power switch.
- Filtered and electronically regulated output(s).
- Short circuit and thermal overload protection.
- Spare fuses provided (all models with primary and/or secondary fuses).
- AC and DC power LED indicators.
- Includes cam lock.

OUTDOOR AC POWER SUPPLIES

Four (4) Output

WPTV244175UL

- UL Listed in the U.S. and Canada for CCTV, CE Approved.
- 7 amp @ 24VAC or 6.25 amp @ 28VAC max. power.
- One (1) fuse protected non power-limited output rated @ 10 amp/250V (for high current devices such as heaters and pan tilt mechanisms).
- Three (3) Class 2 Rated PTC protected power-limited outputs rated @ 2.5 amp (for camera power).

Enclosure dimensions: 12"H x 8"W x 6"D

WPTV244300UL

- UL Listed in the U.S. and Canada for CCTV, CE Approved.
- 12.5 amp @ 24VAC or 10 amp @ 28VAC max. power.
- One (1) fuse protected non power-limited output rated @ 15 amp/32V (for high current devices such as heaters and pan tilt mechanisms).
- Three (3) Class 2 Rated PTC protected power-limited outputs rated @ 2.5 amp (for camera power).

Enclosure dimensions: 12"H x 8"W x 6"D

Features:

- 115VAC 60Hz. input (220VAC versions available, not UL/CUL Listed).
- Illuminated master power switch.
- AC power LED indicator.
- Surge suppression.
- Spare fuses provided (all models with primary and/or secondary fuses).
- NEMA 4/IP 65 Rated enclosure for outdoor use.



WPTV244300UL

PMK1 - Pole Mount Kit available, see pages 183, 209

OUTDOOR AC POWER SUPPLIES

Eight (8) Output

WPTV248UL

- UL Listed in the U.S. and Canada for CCTV, CE Approved.
- 3.5 amp @ 24VAC or 3 amp @ 28VAC max. power.
- Eight (8) fuse protected non power-limited outputs.

Enclosure dimensions: 12"H x 8"W x 6"D

WPTV248ULCB

- WPTV248UL with Eight (8) Class 2 Rated PTC protected power-limited outputs.

WPTV248175UL

- UL Listed in the U.S. and Canada for CCTV, CE Approved.
- 7 amp @ 24VAC or 6.25 amp @ 28VAC max. power.
- Eight (8) fuse protected non power-limited outputs.

Enclosure dimensions: 12"H x 8"W x 6"D

WPTV248175ULCB

- WPTV248175UL with Eight (8) Class 2 Rated PTC protected power-limited outputs.

WPTV248300UL

- UL Listed in the U.S. and Canada for CCTV, CE Approved.
- 12.5 amp @ 24VAC or 10 amp @ 28VAC max. power.
- Eight (8) fuse protected non power-limited outputs.

Enclosure dimensions: 12"H x 8"W x 6"D

WPTV248300ULCB

- WPTV248300UL with Eight (8) Class 2 Rated PTC protected power-limited outputs.

Features:

- 115VAC 60Hz input (220VAC versions available, not UL/CUL Listed).
- Illuminated master power switch.
- AC power LED indicator.
- Surge suppression.
- Spare fuses provided (all models with primary and/or secondary fuses).
- NEMA 4/IP 65 Rated enclosure for outdoor use.



WPTV248175UL

PMK1 - Pole Mount Kit available, see pages 183, 209

WAYPOINT™ OUTDOOR AC POWER SOLUTIONS

WayPoint10A

- Output Power Options:
 - a) 24VAC @ 4 amp max.
 - b) 28VAC @ 3.5 amp max.
 - c) Both 24VAC and 28VAC not to exceed 3.5 amp max
- One (1) 24VAC output and one (1) 28VAC output.
- Fuse output rated @ 5 amp/250V.
- 115/230VAC input.

Enclosure dimensions: 13.31"H x 11.31"W x 5.59"D

WayPoint10ADU

- WayPoint10A with two (2) PTC protected outputs.

WayPoint17AU

- Output Power Options:
 - a) 24VAC @ 7.25 amp max.
 - b) 28VAC @ 6.25 amp max.
 - c) Both 24VAC and 28VAC not to exceed 6.25 amp max.
- One (1) 24VAC output and one (1) 28VAC output.
- Fuse output rated @ 10 amp/250V.
- 115/230VAC input.

Enclosure dimensions: 13.31"H x 11.31"W x 5.59"D

WayPoint17A4U

- WayPoint17A with four (4) 24VAC or 28VAC fuse protected outputs.

WayPoint17A4DU

- WayPoint17A with four (4) 24VAC or 28VAC PTC protected outputs.

186

Features:

- UL Listed in the US & Canada, CE Approved.
- Provides power for outdoor cameras, IR illuminators, security devices, etc.
- Surge suppression.
- Individual power output LED indicators.
- Illuminated master power switch.

- Spare fuses included.
- Integral flanges and lightweight design simplify mounting.
- NEMA 4/4X, IP66-11 Rated outdoor enclosure with lockable latches.



WAYPOINT17A4U

PMK1- Pole Mount Kit available, see pages 183, 209

WAYPOINT™ OUTDOOR AC POWER SOLUTIONS

WayPoint30A

- Output Power Options:
 - a) 24VAC @ 12.5 amp max.
 - b) 28VAC @ 10 amp max.
 - c) Both 24VAC and 28VAC not to exceed 10 amp max.
- Two (2) 24VAC outputs and two (2) 28VAC outputs.
- Fuse output rated @ 15 amp/32V.
- 115/230VAC input.

Enclosure dimensions: 13.31"H x 11.31"W x 5.59"D

WayPoint30A4U

- WayPoint30A with four (4) 24VAC or 28VAC fuse protected outputs.

WayPoint30A4DU

- WayPoint30A with four (4) 24VAC or 28VAC PTC protected outputs.

WayPoint30A8U

- WayPoint30A with eight (8) 24VAC or 28VAC fuse protected outputs.

WayPoint30A8DU

- WayPoint30A with eight (8) 24VAC or 28VAC PTC protected outputs.

WayPoint307A

- Output Power Options:
 - a) 24VAC @ 12.5 amp max.
 - b) 28VAC @ 10 amp max.
 - c) Both 24VAC and 28VAC not to exceed 10 amp max.
- Two (2) 24VAC outputs and two (2) 28VAC outputs.
- Output fuses rated @ 15 amp/32V.
- 277VAC input.
- This unit is not UL Listed.

Enclosure dimensions:
13.31"H x 11.31"W x 5.59"D



WAYPOINT30A

187

Features:

- UL Listed in the US and Canada, CE Approved.
- Provides power for outdoor cameras, IR illuminators, security devices, etc.
- Surge suppression.
- Individual power output LED indicators.

- Illuminated master power switch.
- Spare fuses included.
- Integral flanges and lightweight design simplify mounting.
- NEMA 4/4X, IP66-11 Rated outdoor enclosure with lockable latches.



PMK1 - Pole Mount Kit available, see pages 183, 209

OUTDOOR POLE MOUNT KIT

PMK1


- Designed to simplify installation of Altronix outdoor rated power supplies and accessories.
- PMK1 accommodates products housed in WP1, WP3 and WP4 enclosures.

PMK2

- Designed to simplify installation of Altronix outdoor rated power supplies and accessories.
- PMK2 accommodates products housed in WP2 enclosures.

Features:

- Simplifies mounting and overall installation.
- Accommodates 2" - 8" (diameter) pole or 5" square pole.
- Kit includes: two (2) powder coated steel mounting brackets, two (2) wormgear quick release straps, four (4) stainless steel bolts and lock washers.



VERTILINE[®] RACK MOUNT AC POWER SUPPLIES

Eight (8) Output

VertiLine8C

- UL Listed in the U.S. and Canada for CCTV.
- 115VAC input.
- 5 amp @ 24VAC or 28VAC total output current.
- Eight (8) fuse protected outputs.

VertiLine8

- VertiLine8C with 115/230VAC selectable input.
- UL Listed in the U.S. for CCTV.

VertiLine83C

- UL Listed in the U.S. and Canada for CCTV.
- 115VAC input.
- 10 amp @ 24VAC or 28VAC total output current.
- Eight (8) fuse protected outputs.

VertiLine83

- VertiLine83C with 115/230VAC selectable input.
- UL Listed in the U.S. for CCTV.

Eight (8) Output with Isolation

VertiLine8i

- UL Listed in the U.S. and Canada for CCTV.
- 115VAC or 230VAC selectable input.
- 8 amp @ 24VAC or 28VAC total output current (1 amp max per output).
- Electronically isolated camera power.
- Eight (8) fuse protected isolated outputs.

altronix.com



Features:

- Individually selectable 24VAC or 28VAC power outputs with OFF position.
- Illuminated master power switch.
- Power LED indicators.
- External easy to replace blade type fuses.
- Spare fuses provided (all models with primary and/or secondary fuses).
- Removable terminal blocks with locking screw flanges.
- IEC 320 - 3-wire grounded line cord (detachable).
- Compact 1U EIA 19" rack mount chassis.
- Units can be rack, shelf or wall mounted.



VERTILINE8C

*All VertiLine models are available with PTC protected outputs.
Add suffix "D" to model number (i.e. VertiLine8CD).
For isolated models add suffix "Di" to model number (i.e. VertiLine8Di).*

VERTILINE® RACK MOUNT AC POWER SUPPLIES

Sixteen (16) Output

VertiLine16C

- UL Listed in the U.S. and Canada for CCTV.
- 115VAC input.
- 10 amp @ 24VAC or 28VAC total output current.
- Sixteen (16) fuse protected outputs.

VertiLine16

- VertiLine16C with 115/230VAC selectable input.
- UL Listed in the U.S. for CCTV.

VertiLine166C

- UL Listed in the U.S. and Canada for CCTV.
- 115VAC input.
- 14 amp @ 24VAC or 28VAC total output current.
- Sixteen (16) fuse protected outputs.

VertiLine166

- VertiLine166C with 115/230VAC selectable input.
- UL Listed in the U.S. for CCTV.

Sixteen (16) Output with Isolation

VertiLine16Di

- UL Listed in the U.S. and Canada for CCTV.
- 115VAC or 230VAC selectable input.
- 16 amp @ 24VAC or 28VAC total output current (1 amp max per output).
- Sixteen (16) PTC protected isolated outputs.



Features:

- Individually selectable 24VAC or 28VAC power outputs with OFF position.
- Illuminated master power switch.
- Power LED indicators.
- External easy to replace blade type fuses.
- Spare fuses provided (all models with primary and/or secondary fuses).
- Removable terminal blocks with locking screw flanges.
- IEC 320 - 3-wire grounded line cord (detachable).
- Compact 1U EIA 19" rack mount chassis.
- Units can be rack, shelf or wall mounted.



All VertiLine models are available with PTC protected outputs.
Add suffix "D" to model number (i.e. VertiLine16CD).
For isolated models add suffix "Di" to model number (i.e. VertiLine16Di).

VERTILINE[®] RACK MOUNT AC POWER SUPPLIES

Twenty-four (24) Output

VertiLine24C

- UL Listed in the U.S. and Canada for CCTV.
- 115VAC input.
- 10 amp @ 24VAC or 28VAC total output current.
- Twenty-four (24) fuse protected outputs.

VertiLine24

- VertiLine24C with 115/230VAC selectable input.
- UL Listed in the U.S. for CCTV.

VertiLine246C

- UL Listed in the U.S. and Canada for CCTV.
- 115VAC input.
- 14 amp @ 24VAC or 28VAC total output current.
- Twenty-four (24) fuse protected outputs.

VertiLine246

- VertiLine246C with 115/230VAC selectable input.
- UL Listed in the U.S. for CCTV.



Features:

- Individually selectable 24VAC or 28VAC power outputs with OFF position.
- Illuminated master power switch.
- Power LED indicators.
- External easy to replace blade type fuses.
- Spare fuses provided (all models with primary and/or secondary fuses).
- Removable terminal blocks with locking screw flanges.
- IEC 320 - 3-wire grounded line cord (detachable).
- Compact 1U EIA 19" rack mount chassis.
- Units can be rack, shelf or wall mounted.

All VertiLine models are available with PTC protected outputs. Add suffix "D" to model number (i.e. VertiLine24CD).

VERTILINE24C



VERTILINE[®] RACK MOUNT DC POWER SUPPLIES

Eight (8) Output

VertiLine3D

- 8 amp @ 12VDC total output current.
- Eight (8) PTC protected outputs.

VertiLine6D

- 8 amp @ 24VDC total output current.
- Eight (8) PTC protected outputs.

Sixteen (16) Output

192 **VertiLine33D**

- 8 amp @ 12VDC total output current.
- Sixteen (16) PTC protected outputs.

VertiLine33TD

- 16 amp @ 12VDC total output current.
- Sixteen (16) PTC protected outputs.

VertiLine63D

- 8 amp @ 24VDC total output current.
- Sixteen (16) PTC protected outputs.

VertiLine63TD

- 16 amp @ 24VDC total output current.
- Sixteen (16) PTC protected outputs.

Features:

- CE Approved.
- 115VAC input.
- Power LED indicators.
- Filtered and electronically regulated outputs.
- Illuminated master power switch.
- Removable terminal blocks w/locking screw flanges.
- Blade fuses are external on fuse protected models.
- IEC 320 - 3-wire grounded line cord (detachable).
- Compact 1U EIA 19" rack mount chassis.
- Units can be rack, shelf or wall mounted.



RACK MOUNT AC POWER SUPPLIES

Eight (8) Output

R248UL

- UL Listed in the U.S. and Canada for CCTV, CE Approved.
- 3.5 amp @ 24VAC or 3 amp @ 28VAC max. power.
- Eight (8) fuse protected non power-limited outputs.

R248ULCB

- R248UL with Eight (8) Class 2 Rated PTC protected power-limited outputs.

Sixteen (16) Output

R2416UL

- UL Listed in the U.S. and Canada for CCTV, CE Approved.
- 7 amp @ 24VAC or 6 amp @ 28VAC max. power.
- Sixteen (16) fuse protected non power-limited outputs.

R2416ULCB

- R2416UL with Sixteen (16) Class 2 Rated PTC protected power-limited outputs.

R2416300UL

- UL Listed in the U.S. and Canada for CCTV, CE Approved.
- 12.5 amp @ 24VAC or 10 amp @ 28VAC max. power.
- Sixteen (16) fuse protected non power-limited outputs.

R2416300ULCB

- R2416300UL with Sixteen (16) Class 2 Rated PTC protected power-limited outputs.

Features:

- 115VAC 60Hz. input (220VAC versions available, not UL/CUL Listed).
- Illuminated master power switch.
- Power LED indicators.
- Spare fuses provided (all models with primary and/or secondary fuses).
- Removable terminal blocks with locking screw flanges.
- 3-wire grounded line cord.
- 2U rack mount chassis for use in standard EIA 19" rack.



RACK MOUNT AC POWER SUPPLIES

*Sixteen (16) Output***R2416600UL**

- UL Listed in the U.S. and Canada for CCTV, CE Approved.
- 25 amp @ 24VAC or 20 amp @ 28VAC max. power.
- Sixteen (16) fuse protected non power-limited outputs.

R2416600ULCB

- R2416600UL with Sixteen (16) Class 2 Rated PTC protected power-limited outputs.

*Thirty-two (32) Output***R2432300UL**

- UL Listed in the U.S. and Canada for CCTV, CE Approved.
- 12.5 amp @ 24VAC or 10 amp @ 28VAC max. power.
- Thirty-two (32) fuse protected non power-limited outputs.

R2432300ULCB

- R2432300UL with Thirty-two (32) Class 2 Rated PTC protected power-limited outputs.

R2432600UL

- UL Listed in the U.S. and Canada for CCTV, CE Approved.
- 25 amp @ 24VAC or 20 amp @ 28VAC max. power.
- Thirty-two (32) fuse protected non power-limited outputs.

R2432600ULCB

- R2432600UL with Thirty-two (32) Class 2 Rated PTC protected power-limited outputs.

194

Features:

- 115VAC 60Hz input (220VAC versions available, not UL/CUL Listed).
- Illuminated master power switch.
- Power LED indicators.
- Spare fuses provided (all models with primary and/or secondary fuses).
- Removable terminal blocks with locking screw flanges.
- 3-wire grounded line cord.
- 2U rack mount chassis for use in standard EIA 19" rack.



ISOLATED RACK AC MOUNT POWER SUPPLIES

*Eight (8) Output***R248ULi**

- UL Listed in the U.S. and Canada for CCTV, CE Approved.
- 12.5 amp @ 24VAC max. power.
- Eight (8) 1.56 amp fuse protected non power-limited electronically isolated outputs.

R248ULCBI

- R248ULi with Eight (8) Class 2 Rated PTC protected power-limited outputs.

*Sixteen (16) Output***R2416ULi**

- UL Listed in the U.S. and Canada for CCTV, CE Approved.
- 25 amp @ 24VAC max. power.
- Sixteen (16) 1.56 amp fuse protected non power-limited electronically isolated outputs.

R2416ULCBI

- R2416ULi with Sixteen (16) Class 2 Rated PTC protected power-limited outputs.

Features:

- 115VAC 60Hz input (220VAC versions available, not UL/CUL Listed).
- Illuminated master power switch.
- Power LED indicators.
- Spare fuses provided (all models with primary and/or secondary fuses).
- Removable terminal blocks with locking screw flanges.
- 3-wire grounded line cord.
- 2U rack mount chassis for use in standard EIA 19" rack.



195

RACK MOUNT DC POWER SUPPLIES

*Eight (8) Output***R615DC8UL**

- UL Listed in the U.S. and Canada for CCTV, CE Approved.
- 4 amp @ 6-15VDC max. power.
- Eight (8) Class 2 Rated fuse protected power-limited outputs.

R615DC8ULCB

- R615DC8UL with Eight (8) Class 2 Rated PTC protected power-limited outputs.

*Sixteen (16) Output***R615DC416UL**

- UL Listed in the U.S. and Canada for CCTV, CE Approved.
- 4 amp @ 6-15VDC max. power.
- Sixteen (16) Class 2 Rated fuse protected power-limited outputs.

R615DC416ULCB

- R615DC416UL with Sixteen (16) Class 2 Rated PTC protected power-limited outputs.

R615DC616UL

- UL Listed in the U.S. and Canada for CCTV, CE Approved.
- 6 amp @ 6-15VDC max. power.
- Sixteen (16) fuse protected non power-limited outputs.

R615DC616ULCB

- R615DC616UL with Sixteen (16) Class 2 Rated PTC protected power-limited outputs.

196

Features:

- 115VAC 60Hz input (220VAC versions available, not UL/CUL Listed).
- Illuminated master power switch.
- Filtered and electronically regulated output(s).
- Short circuit and thermal overload protection.
- Power LED indicators.
- Removable terminal blocks with locking screw flanges.
- 3-wire grounded line cord.
- 2U rack mount chassis for use in standard EIA 19" rack.



R615DC616UL

RACK MOUNT DC POWER SUPPLIES

Sixteen (16) Output

R615DC1016

- 10 amp @ 6-15VDC max. power.
- Sixteen (16) fuse protected outputs.

R615DC1016CB

- R615DC1016 with Sixteen (16) PTC protected outputs.

Features:

- 115VAC 50/60Hz. input (220VAC versions available).
- Illuminated master power switch.
- Filtered and electronically regulated outputs.
- Short circuit and thermal overload protection.
- Power LED indicators.
- Removable terminal blocks with locking screw flanges.
- 3-wire grounded line cord.
- 2U rack mount chassis for use in standard EIA 19" rack.

Sixteen (16) Output

R1224DC16CB

- UL Listed in the U.S. and Canada for Specialty Power Supply.
- Sixteen (16) Class 2 Rated PTC protected power-limited outputs.
- Groups of four (4) outputs are selectable for 12VDC or 24VDC.
- 18 amp total output.



R1224DC16CB

Features:

- 115VAC 60Hz. input.
- Illuminated master power switch.
- Filtered and electronically regulated outputs.
- Short circuit and thermal overload protection.
- Power LED indicators.
- Removable terminal blocks with locking screw flanges.
- 3-wire grounded line cord.
- 2U rack mount chassis for use in standard EIA 19" rack.



* Unit does not charge batteries.

TWO CHANNEL NETWORKED ANNUAL EVENT TIMER

NT724

- Flash memory protects against loss of programming due to power failure
- Accurate crystal controlled clock
- Momentary and/or Latching Events
- 60 individually programmed daily/weekly events
- Block programming capacity can accommodate a total of 420 events per week
- 30 programmable Holiday dates
- Automatic compensation for leap year

Dimensions (L x W x H) 5.5" x 3.5" x 1"




NT724A

198

Features:

- Input Voltage 12VDC/24VDC operation or PoE
 - Aux 12V, 100mA, 24 V 80mA
- Relays Contact Rating: Form "C" 5A 24VDC/120VAC
 - Standby Current: 10mA (relay off) or 50mA (relay on)
- Timer Alerts
 - System Start up
 - "First man in" option
 - Standard or Daylight Savings Time settings
- Two (2) Individual Controlled Relays
- Trigger inputs (Programmed, relay does not change state)*
- Indicators
 - LED
 - PoE input
- Indicators
 - AUX power input
 - Battery LED
 - Heartbeat (flashing)
- Embedded LINQ™ Network Management Technology
 - Remote programming
 - Programmable users
 - USB Network programming
 - Email and dashboard alerts
- Back-up Battery
 - Type: Sealed lead acid or gel type
 - Current: 0.25A
 - Failover: Upon AC loss, instantaneous



Universal 2-Stage Timers.

Tempo

Multi-Function Timers

Tempo

UNIVERSAL TWO STAGE TIMER

Tempo2

- Digital Test / Trigger Mode Timer is suitable for applications that require a timed operation. e.g. delayed egress with a programmable 1-60 second door release after delay expires, door prop alarm, door annunciator, alarm swinger eliminator, etc.

Board dimensions: 2.55"L x 3.0"W x 0.7"H

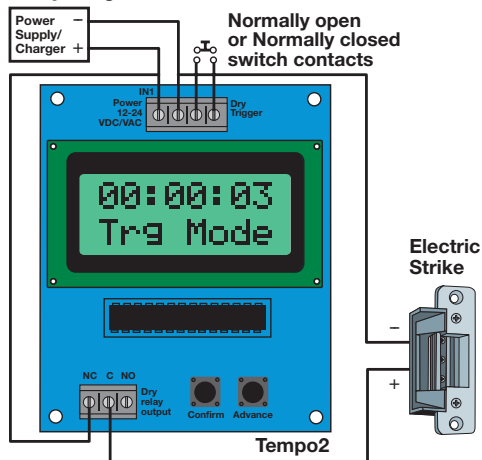
Features:

- 12 to 24VAC or VDC operation.
- Trigger input DC triggers via dry contact closure, or removal of contact closure.
- Output dry Form "C" contacts are 2 amp @ 120VAC/28VDC.
- Current draw: stand-by 15mA, relay energized 30mA.
- LCD display for ease of programming, and countdown feature.
- Dual function: test timer/one shot.
- EE Prom memory protects against loss of programming due to power failure.
- Simple programming.

One-shot features (trigger activated):

- Programmable relay activation at the start or end of the timing cycle.
 - Delayed Pulse Mode: 1 to 60 sec. programmable pulse at the end of timing cycle.
 - Delay Mode: Relay can be programmed to energize or de-energize during timing cycle (Digitally adjust from 1 sec.-24 hours).

Delayed Egress:



ANNUAL EVENT TIMERS

PT724A

- Single channel annual event timer.
- 12 to 24VAC or VDC operation.
- Stand-by current: 10mA (relay off) 50mA (relay on).
- Form "C" relay contacts are rated 10 amp @ 115VAC/28VDC.
- 50 individually programmed daily/weekly events.
- Block programming accommodates a total of 350 events per week.
- Ten (10) programmable Holiday dates.
- EE Prom memory protects against loss of programming due to power failure.

Board dimensions: 5.25"L x 3"W x 1.1"H

PT724AE

- PT724A in enclosure.
- Enclosure dimensions: 8.5"H x 7.5"W x 3.5"D

PT2724

- Two (2) channel annual event timer.
- 12 to 24VAC or VDC operation.
- Stand-by current: 10mA (relay off) 50mA (relay on) (per channel).
- Two (2) form "C" relay contacts are rated 10 amp @ 115VAC/28VDC.
- Tandem relay mode allows both channels to activate simultaneously for all events.
- 50 individually programmed daily/weekly events (per channel).
- Block programming accommodates a total of 350 events per week per channel.
- Ten (10) programmable Holiday dates per channel.
- EE Prom memory protects against loss of programming due to power failure.

Board dimensions: 5.25"L x 3.6"W x 1.1"H

PT2724E

- PT2724 in enclosure.
- Enclosure dimensions: 8.5"H x 7.5"W x 3.5"D

AT4B

- Four (4) channel annual event timer.
 - 12 to 24VAC or VDC operation.
 - Stand-by current: 20mA (relay off) 40mA (relay on) (per relay).
 - Four (4) form "C" relay contacts @ 115VAC/28VDC.
 - Each relay operates independently.
 - Momentary and/or latching events.
 - 254 individually programmed daily/weekly events.
 - Block programming accommodates a total of 1778 events per week.
 - 254 programmable Holiday events.
 - EE Prom memory protects against loss of programming due to power failure.
- Board dimensions: 7"L x 5.5"W x 1.2"H

AT4

- AT4B in enclosure.
- Enclosure dimensions: 12.25"H x 7.75"W x 4.5"D



AT4B

Features:

- "First man in" option.
- Standard or daylight savings time setting.
- Automatic compensation for leap year.
- Built-in charger for 12VDC sealed lead acid or gel type batteries.
- Lithium battery backup maintains clock (optional).

MULTI-FUNCTION TIMERS

6062

- Multi-function timer.
- 12VDC or 24VDC operation.
- Form "C" relay contacts are 8 amp at 120VAC/28VDC.
- Current draw: stand-by 3mA, relay energized 40mA.
- Triggers via positive DC (+) voltage, dry contact closure, or removal of contact closure.
- Selectable relay activation at the start or end of the timing cycle.
- One (1) second momentary relay activation at the end of the timing cycle (eliminates the need to use two (2) timers for this function).
- Built-in reset feature which cancels timing cycle.
- Applications include: access control, siren/bell cut off, dialer delay, guard tour supervisory, door ajar, etc.
- Snap Track compatible (order part# ST3)
- DIN rail mountable version available (order model# DTMR1).

Board dimensions: 3"L x 2.5"W x .75"H


Features:

- Quick and extremely accurate time range adjustment from 1 second to 60 minutes.
- Power LED indicator.
- Repeat (pulsar/flasher mode).

6030

- Multi-function timer.
- Bell cut off/delay timer.
- 6VDC or 12VDC operation.
- Form "C" relay contacts are 8 amp at 115VAC/28VDC.
- Current draw: stand-by 3mA, relay energized 75mA.
- Relay activates at the end of the timing cycle.
- Applications include: siren/bell cut off, dialer delay, door ajar, etc.
- Snap Track compatible (order part# ST3)

Board dimensions: 3"L x 2.5"W x .75"H



DOOR TIMERS

DL1

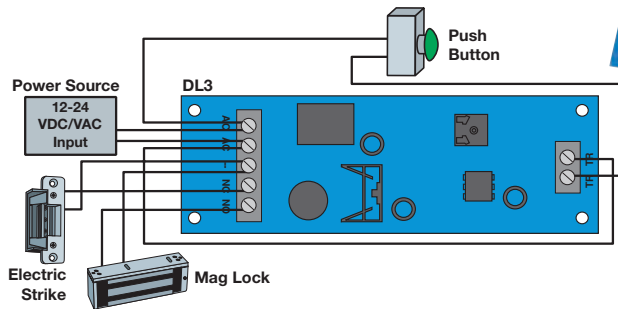
- Door control timer.
- 12 to 24 AC or DC operation.
- Dry relay output (1 Dry form "C" contact, rated @ 2 amp).
- Isolated AC or DC voltage 5V-24V trigger.
- Time adjustable from 1 second to 1 minute.
- 12VDC regulated sounder output.
- Momentary or maintained trigger.

Board dimensions: 1.5"L x 4"W x .75"H

DL3

- Door control timer.
- 12 to 24 AC or DC operation.
- Rectified voltage output.
- Isolated AC or DC voltage 5V-24V trigger.
- Time adjustable from 1 second to 1 minute.
- On-board sounding device.
- Momentary or maintained trigger.
- Powers 12VDC locks and strikes (300mA max.).

Board dimensions: 1.5"L x 4"W x .75"H



203

RELAY WITH BASE

AC Models

RAC24

- 24VAC operation.
- Current draw 45mA.

RAC120

- 120VAC operation.
- Current draw 12mA.

DC Models

RDC12

- 12VDC operation.
- Current draw 86mA.

RDC24

- 24VDC operation.
- Current draw 43mA.

RDC48

- 48VDC operation.
- Current draw 20mA.



Features:

- UL Recognized.
- DPDT contacts rated at 10 amp/220VAC or 28VDC.
- DIN Rail mountable.

RELAY MODULES

(UL Listed)

RBUL

- UL Listed Burglar Alarm.
- 12VDC or 24VDC selectable operation.
- Current draw 30mA.

Board dimensions: 2.75"L x 2"W x 1.25"H


RBTUL

- UL Listed Burglar Alarm.
- 12VDC or 24VDC selectable operation.
- 3VDC to 24VDC, 2mA positive (+) trigger.
- Current draw 30mA.

Board dimensions: 2.75"L x 2"W x 1.25"H

Features:

- SPDT contacts rated at 1 amp/28VDC.
- DIN Rail mountable
- Includes snap track (ST1).



RBTUL

* Refer to page 211 for DIN Rail Mounting Accessories.

RELAY MODULES

RB1224

- 12VDC or 24VDC selectable operation.
 - Current draw 75mA.
 - DPDT contacts rated at 5 amp/220VAC or 28VDC.
 - Snap track mountable (order part# ST1).
- Board dimensions: 2"L x 2.75"W x 1"H

RB30

- 12VDC or 24VDC selectable operation.
 - Current draw 95mA.
 - SPDT contacts rated at 30 amp/120VAC or 28VDC.
 - Heavy duty load switching applications.
 - Snap track mountable (order part# ST1).
- Board dimensions: 2"L x 2.75"W x .75"H

RBSN

- 12VDC or 24VDC selectable operation.
 - Current draw 15mA.
 - DPDT contacts rated at 1 amp/120VAC or 2 amp/28VDC
 - Snap track mountable (order part# ST1).
- Board dimensions: 2"L x 2.75"W x 1"H

RBSNTTL

- Ultra sensitive relay.
 - 12VDC to 24VDC selectable operation.
 - 3VDC to 24VDC, 2mA isolated positive or negative trigger.
 - Current draw 18mA.
 - DPDT contacts rated at 1 amp/120VAC or 2 amp/28VDC.
 - Snap track mountable (order part# ST1).
- Board dimensions: 2.75"L x 1.9"W x 1.1"H

RBST

- 6VDC, 12VDC or 24VDC selectable operation.
 - Current draw 30mA.
 - DPDT contacts rated at 1 amp/120VAC or 2 amp/28VDC.
 - Snap track mountable (order part# ST1).
- Board dimensions: 2.75"L x 1.9"W x 1.1"H

RB5

- 6VDC or 12VDC selectable operation.
 - Current draw 120mA.
 - DPDT contacts rated at 5 amp/220VAC or 28VDC.
 - Snap track mountable (order part# ST1).
- Board dimensions: 2.75"L x 1.9"W x 1.35"H

RB524

- 24VDC operation.
 - Current draw 40mA.
 - DPDT contacts rated at 5 amp/220VAC or 28VDC.
 - Snap track mountable (order part# ST1).
- Board dimensions: 2.75"L x 1.9"W x 1.35"H



205

* Refer to page 211 for DIN Rail Mounting Accessories.

RELAY MODULES

RB7

- Ultra sensitive relay cluster.
 - 12VDC or 24VDC selectable operation.
 - 3VDC to 24VDC positive trigger inputs.
 - Seven (7) independent isolated SPDT contacts rated at 1 amp/120VAC or 28VDC.
- Board dimensions: 6.5"L x 3.25"W x 1"H

RBOC7

- Open collector module.
 - 12VDC or 24VDC selectable operation.
 - 3VDC to 24VDC positive trigger inputs.
 - Seven (7) independent open collector outputs capable of sinking 100mA each.
- Board dimensions: 6.5"L x 3.25"W x 1"H

RB610

- Break away relay 6 pack.
 - Each cluster contains six (6) relay modules which can easily be separated into quantity desired.
 - 12VDC or 24VDC selectable operation.
 - Current draw 50mA.
 - SPDT contacts rated at 10 amp/120VAC or 28VDC.
 - LEDs indicate relay is energized.
 - Terminals handle up to 12 gauge wire.
- Board dimensions: 2"L x 2.75"W x 1"H

RBR1224

- Electronic ratchet/toggle relay.
 - 12VDC to 24VDC selectable operation.
 - 3VDC to 24VDC positive or negative sensitive trigger inputs.
 - Current draw 20mA.
 - DPDT contacts rated at 0.5 amp/120VAC or 2 amp/28VDC.
 - LEDs indicate relay is energized.
 - Snap track mountable (order part# ST3).
- Board dimensions: 3"L x 2.5"W x 1"H

* Refer to page 179 for DIN Rail Mounting Accessories.



RB610

DIN RAIL PRODUCTS

Power Supply/Chargers

DPS1

- 1.2 amp @ 6VDC or 12VDC or .75 amp @ 24VDC supply current.
- PTC battery protection.
- Plug-in transformer required.*

Board dimensions: 3"L x 2.5"W x 1.5"H

DPS3

- 2.5 amp @ 6VDC, 12VDC or 24VDC.
- Transformer required.*

Board dimensions: 3.5"L x 3"W x 2"H

DPS5

- 4 amp @ 6VDC, 12VDC or 24VDC.
- Transformer required.*

Board dimensions:

3.5"L x 2.75"W x 1.75"H

Features:

- Filtered and electronically regulated output.
- Short circuit and thermal overload protection.
- Built-in charger for sealed lead acid or gel type batteries.
- AC input and DC power output LED indicators.
- Snap track, DIN Rail mounting clips and battery leads.

* Refer to page 211 for DIN Rail Mounting Accessories.

Power Distribution Modules

DP4

- Converts a single AC or DC input into four (4) individually fuse protected outputs.
 - Handles up to 48VAC/VDC.
 - Fuses are rated @ 3.5 amp/250V (Up to 5 amp fuses may be used).
 - Power ON/OFF switch.
 - Includes snap track and DIN Rail mounting clips.
- Board dimensions: 3"L x 2.5"W x 1.5"H

DP4CB

- DP4 with PTC protected outputs.
- PTCs are rated @ 2.5 amp.



DIN RAIL PRODUCTS

*Multi-Function Timer***DTMR1**

- 12VDC or 24VDC selectable operation.
 - Quick and extremely accurate time range adjustment from 1 sec. to 60 min.
 - Form "C" relay contacts are 8 amp at 120VAC/28VDC.
 - Current draw: stand-by 3mA, relay energized 40mA.
 - Triggers via positive DC (+) voltage, dry contact closure, or removal of contact closure.
 - Selectable relay activation at the start or end of the timing cycle.
 - One (1) second momentary relay activation at the end of the timing cycle (eliminates the need to use two (2) timers for this function).
 - Built-in reset feature which cancels timing cycle.
 - Repeat (pulser/flasher) mode.
 - Includes snap track, DIN Rail mounting clips and battery leads.
- Board dimensions: 3"L x 2.5"W x 1.5"H

208

*Single Channel Annual Event Timer***DPT724A**

- 12VDC to 24VDC selectable operation.
 - Stand-by current: 10mA (relay off) 50mA (relay on).
 - Battery charging current: 100mA.
 - Form "C" relay contacts are rated 10 amp @ 120VAC/28VDC.
 - EE Prom memory protects against loss of programming due to power failure.
 - Accurate crystal controlled clock.
 - Momentary and/or latching events.
 - 50 individually programmed daily/weekly events.
 - Block programming capacity can accommodate a total of 350 events per week.
 - 10 programmable Holiday dates.
 - "First man in" option.
 - Alphanumeric LCD display simplifies programming.
 - Standard or Daylight Savings Time settings.
 - Automatic compensation for leap year.
 - Built-in charger for 12VDC sealed lead acid or gel type batteries.
 - Max. charge current 100mA.
 - Lithium battery backup maintains clock (optional), (order part # LB2032).
 - Includes snap track, DIN Rail mounting clips and battery leads.
- Board dimensions: 5.25"L x 3"W x 1"H

** Refer to page 211 for DIN Rail Mounting Accessories.*

POWER DISTRIBUTION MODULES

Four (4) Output

PD4UL

- UL Listed Sub-Assembly in the U.S. and Canada for Access Control and Burglar. UL Listed Sub-Assembly in the U.S. for Fire.
- Operates 12VDC/24VDC up to 10 amp or 24VAC/28VAC @ 12 amp.
- Four (4) fuse protected outputs.

Board dimensions: 5.25"L x 3.25"W x 1"H

PD4ULCB

- Same as PD4UL with PTC protected power-limited outputs.
- PTCs are rated @ 2.5 amp.

Eight (8) Output

PD8UL

- UL Listed Sub-Assembly in the U.S. and Canada for Access Control and Burglar. UL Listed Sub-Assembly in the U.S. for Fire.
- Operates 12VDC/24VDC up to 10 amp or 24VAC/28VAC @ 12 amp.
- Eight (8) fuse protected outputs.

Board dimensions: 5.25"L x 3.25"W x 1"H

PD8ULCB

- Same as PD8UL with PTC protected power-limited outputs.
- PTCs are rated @ 2.5 amp.

Sixteen (16) Output

PD16W

- UL Listed Sub-Assembly in the U.S. and Canada for Access Control and Burglar. UL Listed Sub-Assembly in the U.S. for Fire.
- Operates 12VDC/24VDC up to 10 amp or 24VAC/28VAC @ 12 amp.
- Sixteen (16) fuse protected outputs.


Board dimensions: 5.875"H x 6"W x 1"H

PD16WCB

- Same as PD16W with PTC protected power-limited outputs.
- PTCs are rated @ 2.5 amp.

Features:

- Fused secondary output.



PD16W

POWER DISTRIBUTION MODULES

*Four (4) Output***PD4**

- Operates 28VAC or 28VDC up to 14 amp.
- Four (4) fuse protected outputs.
- Fuses are rated @ 3.5 amp/250V
(Up to 5 amp/250V fuses may be used).

Board dimensions: 5.25"L x 3.25"W x 1"H

PD4CB

- Same as PD4 with PTC protected outputs.
- PTCs are rated @ 2.5 amp.

*Eight (8) Output***PD8**

- Operates 28VAC or 28VDC up to 14 amp.
- Eight (8) fuse protected outputs.
- Fuses are rated @ 3.5 amp/250V
(Up to 5 amp/250V fuses may be used).

Board dimensions: 5.25"L x 3.25"W x 1"H

PD8CB

- Same as PD8 with PTC protected outputs.
- PTCs are rated @ 2.5 amp.

210

Features:

- Fused secondary output.



PD8

AC TRANSFORMERS

*115VAC Input***T1656**

- 16VAC/56VA (3.5 amp) supply current.

T16100

- 16VAC/100VA (6.25 amp) supply current.

T16175

- 16VAC/175VA (11 amp) supply current.

T2856

- 28VAC/56VA (2 amp) supply current.

T2428100

- 24VAC/100VA (4 amp)
or 28VAC/100VA (3.5 amp) supply current.



T2856

T2428175

- 24VAC/175VA (7.25 amp)
or 28VAC/175VA (6.25 amp) supply current.

**T2428300**

- 24VAC/300VA (12.5 amp)
or 28VAC/300VA (10 amp) supply current.

*115VAC/220VAC Input***T24130D**

- 24VAC/100VA (4 amp) supply current.

T2885D

- 28VAC/100VA (3.5 amp) supply current.

T28140D

- 28VAC/175VA (6.25 amp) supply current.

AC PLUG-IN TRANSFORMERS

TP1220

- 12VAC/20VA (1.7 amp) supply current.

TP1620

- 16.5VAC/20VA (1.2 amp) supply current.

TP1640

- 16.5VAC/40VA (2.4 amp) supply current.

TP1650

- 16.5VAC/50VA (3 amp) supply current.

TP2420

- 24VAC/20VA (0.8 amp) supply current.

TP2440

- 24VAC/40VA (1.67 amp) supply current.

TP2450

- 24VAC/50VA (2.1 amp) supply current.

Features:

- UL Listed.
- 115VAC input.
- Fused secondary output.



TRANSFORMERS WITH ENCLOSURES

T2856C

- 115VAC input.
 - 28VAC/56VA (2 amp) supply current.
 - Primary fuse rated @ 3.5A/250V.
- Enclosure dimensions: 5.625"H x 7"W x 4.5"D

T2428100C

- 115VAC input.
 - 24VAC/100VA (4 amp) or 28VAC/100VA (3.5 amp) supply current.
 - Primary fuse rated @ 3.5A/250V.
- Enclosure dimensions: 5.625"H x 7"W x 4.5"D

T2428100C220

- T2428100C with 220VAC input.

212 **T24130CP220**

- 220VAC input.
 - 24VAC/100VA (4 amp) or 28VAC/100VA (3.5 amp) supply current.
 - Primary fuse rated @ 3.5A/250V.
- Enclosure dimensions: 8.5"H x 7.5"W x 3.5"D

T2428175C

- 115VAC input.
 - 24VAC/175VA (7.25 amp) or 28VAC/175VA (6.25 amp) supply current.
 - Primary fuse rated @ 10A/250V.
- Enclosure dimensions:
5.625"H x 7"W x 4.5"D

T2428175C220

- T2428175C with 220VAC input.

T2428300E

- 115VAC input.
 - 24VAC/300VA (12.5 amp) or 28VAC/280VA (10 amp) supply current.
 - Primary fuse rated @ 15A/32V.
- Enclosure dimensions:
12.5"H x 7.75"W x 4.5"D



T2428100C

Features:

- Fused input protection.
- Screw terminal blocks accommodate up to 12 gauge wires.

POWER SUPPLY COVER

PSC1

- Easy-to-install
- Mounts above most Altronix Power Supply/Chargers:
AL300ULXB, AL400XB2V, AL400ULXB2, AL400XB2V, AL600ULXB, AL600XB220, AL1012ULXB, AL1012XB220, AL1024ULXB2, AL1024XB2V, eFlow3NB, eFlow3NBV, eFlow4NB, eFlow4NBV, eFlow6NB, eFlow6NBV, eFlow102NB, eFlow102NBV, eFlow104NB, eFlow104NBV, OLS75, OLS120, OLS120D2, OLS180, OLS180220, OLS200, OLS200220, OLS250, OLS250220
- Includes: four (4) 6/32 - 2.37" M/F Metal Standoffs and four (4) 6/32 - 5/16" Pan Head Screws
- Dimensions (L x W x H): 8.55" x 4.951" x 2.375"



PSC1 mounted above
AL600ULXB Power Supply/Charger



PSC1 mounted above
Power Supply/Charger in a BC300 enclosure

213

POWER SUPPLY/BATTERY/ACCESSORY ENCLOSURES

BC100

- 19 gauge grey enclosure with ample knockouts for convenient access.
- Fits one (1) 12VDC/7AH or two (2) 12VDC/4AH batteries.
- NEMA 1 enclosure.

Enclosure dimensions: 8.5"H x 7.5"W x 3.5"D

BC200

- 19 gauge grey enclosure with ample knockouts for convenient access.
- Fits one (1) 12VDC/7AH or two (2) 12VDC/4AH batteries.
- NEMA 1 enclosure.

Enclosure dimensions: 12.25"H x 7.75"W x 4.5"D

BC300

- 19 gauge grey enclosure with ample knockouts for convenient access.
- Fits two (2) 12VDC/7AH batteries.

Enclosure dimensions:
13.5"H x 13"W x 3.25"D

BC300R

- Red BC300 enclosure.

BC400

- 19 gauge grey enclosure with ample knockouts for convenient access.
- Fits two (2) 12VDC/12AH batteries.

Enclosure dimensions: 15.5"H x 12.23"W x 4.5"D

BC400R

- Red BC400 enclosure.

BC400SG

- BC400 and battery shelf which facilitates additional stand-by batteries up to four (4) 12VDC/12AH max.



BC300

BC400SR

- BC400R and battery shelf which facilitates additional stand-by batteries up to four (4) 12VDC/12AH max.

BC1240

- 19 gauge grey enclosure with ample knockouts for convenient access.
- Fits one (1) 12VDC/40AH battery.

Enclosure dimensions: 9.5"H x 9.5"W x 7.5"D

BC600

- 19 gauge red enclosure with ample knockouts for convenient access.
- Fits up to four (4) 12VDC/7AH batteries.

Enclosure dimensions: 18"H x 14.5"W x 4.625"D

BC600G

- Grey BC600 enclosure.

BC750

- 19 gauge grey enclosure with ample knockouts for convenient access.
- Fits two (4) 12VDC/12AH batteries.

Enclosure dimensions: 20.5"H x 16.5"W x 6.25"D

BC800

- 16 gauge grey enclosure with ample knockouts for convenient access.
- Fits up to four (4) 12VDC/12AH batteries.

Enclosure dimensions: 26"H x 19"W x 6.25"D

CAB4

- Grey enclosure.
- Fits one (1) 12VDC/12AH or one (1) 12VDC/7AH battery.

Enclosure dimensions: 5.625"H x 7"W x 4.5"D

POWER SUPPLY/BATTERY/ACCESSORY ENCLOSURES

*Outdoor Rated Enclosures***WP1**

- NEMA 4/IP 65 Rated enclosure for outdoor use.
 - Fits up to two (2) 12VDC/7AH batteries.
- Enclosure dimensions: 14"H x 8"W x 6"D

WP2

- NEMA 4/IP 66 Rated enclosure for outdoor use.
 - Fits up to two (2) 12VDC/12AH batteries.
- Enclosure dimensions:
17.53"H x 15.3"W x 6.67"D

WP3

- NEMA 4/4X IP66-11 Rated enclosure for outdoor use.
 - Fits up to two (2) 12VDC/12AH batteries.
- Enclosure dimensions:
13.31"H x 11.31"W x 5.59"D

WP4

- NEMA 4/4X IP66-11 Rated enclosure for outdoor use.
- Enclosure dimensions:
9.32"H x 7.32"W x 4.92"D

*NEMA Rated Glands***WG1**

- Wire inlet for WP2, WP3 and WP4.

*Outdoor Pole Mount Kit***PMK1**

- Pole mount kit for outdoor enclosures.
- Kit includes powder coated steel mount brackets, stainless steel bolts, washers and straps. (Refer to page 159)

**PMK2**

- Pole mount kit for outdoor enclosures.
- Kit includes powder coated steel mount brackets, stainless steel bolts, washers and straps. (Refer to page 159)

*Optional Battery Brackets***BCS4G**

- Grey bracket fits BC400G enclosure allows the addition of two (2) 12VDC/12AH batteries. For a total of up to four (4) 12VDC/12AH batteries.
- Bracket dimensions: 3.5"H x 11.5"W x 3.75"D

BCS4R

- Red bracket fits BC400G enclosure allows the addition of two (2) 12VDC/12AH batteries. For a total of up to four (4) 12VDC/12AH batteries.
- Bracket dimensions: 3.5"H x 11.5"W x 3.75"D

BATTERIES & COMPONENT ACCESSORIES

*Rechargeable Sealed
Lead Acid***BT124**

- 12VDC/4AH.

Battery dimensions:
3.54"L x 2.76"W
x 4.02"H (4.17"TH)

**BT126**

- 12VDC/7AH.

Battery dimensions:
5.94"L x 2.56"W x 3.66"H (3.86"TH)

216 **BT1212**

- 12VDC/12AH.

Battery dimensions:
5.94"L x 3.86"W x 3.70"H (3.86"TH)

BT1240

- 12VDC/40AH.

Battery dimensions:
7.72"L x 6.50"W x 6.73"H (6.73"TH)

Altronix® provides a wide range of sealed lead acid batteries ranging up to 40 amp/hr capacity. Our most commonly requested models are listed above.

*Lithium***LB2032**

- Lithium battery for models AT4, AT4B, DPT724A, PT724A and PT2724.

*Rack Mount
Battery Enclosure***RE2**

- Fits up to four (4) 12VDC/7AH batteries.
- 2U rack mount black chassis for use in standard EIA 19" rack.



(order batteries separately)

RE2R

- Fits up to four (4) 12VDC/7AH batteries.
- 2U rack mount red chassis for use in standard EIA 19" rack.

*Replacement Fuses***BF1**

- 1 amp blade fuse. 100 pk.

BF3

- 3 amp blade fuse. 25 pk.

BF5

- 5 amp blade fuse. 25 pk.



BF10

*Replacement Fuses***BF10**

- 10 amp blade fuse. 25 pk.

BF15

- 15 amp blade fuse. 25 pk.

FUSE1

- 3.5 amp fuse (3AG). 100 pk.

FUSE2

- 5 amp fuse (3AG). 100 pk.

FUSE3

- 10 amp fuse (3AG). 100 pk.

FUSE4

- 1 amp fuse (3AG). 100 pk.

FUSE5

- 5 amp slow blow fuse (3AG). 100 pk.

FUSE6

- 15 amp slow blow fuse (3AG). 100 pk.

*Line Cords***LC1**

- 6 ft. Two-wire line cord.

LC2

- 6 ft. Three-wire line cord.

COMPONENT ACCESSORIES

*DIN Rail Mounting
Accessories***CLIP1**

- Two (2) DIN Rail mounting clips.

D10

- 10" DIN Rail.

D12

- 12" DIN Rail.

D19 - 19" DIN Rail.**D24 - 24" DIN Rail.****DK1**

- DIN Rail mount kit.
- ST3 and two (2) DIN Rail mounting clips.

ST1

- Snap Track for models RB5, RB1224, RBSN, RBST and RB30.

ST2

- Snap Track for models RB7, RBOC7.

ST3

- Snap Track for models: AL624, SMP3, SMP5, AL175ULB, AL176ULB, 6030, 6062 and PT724A.

*Battery/Grounding Leads***BL2**

- 8" pair of black & red battery leads (18 AWG).

BL3

- 18" pair of black and red battery leads (18 AWG).

**BL3KSP**

- 18" pair of black and red battery leads and (4) 8" yellow jumpers (18 AWG).

BL4

- 8" yellow battery series jumper (18 AWG).

BL6

- 68" pair of black and red battery leads (16 AWG).

GL1

- 8" green grounding lead (12 AWG).

*Misc. Accessories***BNC24J**

- 24" BNC jumper.

**CAM1**

- Cam lock for enclosures (excludes WP1, WP2, WP3, WP4).

CKL1

- Latch lock for enclosures (excludes WPs).

**CP1**

- Mounting plate. Used to mount two (2) boards (PD4, PD8 or MOM5) side by side in BC400 or BC500 enclosures.

SPACER1

- 5/8" nylon standoffs. 25 pk.

SPACER2

- Press fit nylon standoffs. 4 pk.

SPACER3

- 5/8" metal standoffs. 25 pk.

SPACER4

- 5/8" nylon male/female standoffs. 25 pk.

SPACER5

- Snapon nylon standoffs. 32 pk.

SPACER6

- 1" metal standoffs. 4 pk.

SPACER7

- 5/8" metal male/female standoffs. 25 pk.

SPACER8

- 1" nylon standoffs. 4 pk.

SPACER9

- 2-3/8" metal male/female standoffs. 4 pk.

TAPE1

- Two-side adhesive pads. 25 pk.

WG1

- Wire inlet for WP2, WP3 and WP4.

**WM5**

- Magnetic cable tie mount. 5 pk.

WM25

- Magnetic cable tie mount. 25 pk.

WM100

- Magnetic cable tie mount. 100 pk.

WPL1

- Cam lock for WP1 enclosure.

AGENCY LISTING GLOSSARY



UL Listed for U.S. installations



UL Listed for U.S.
and Canadian installations



UL Canada

218



European Conformity.



UL Recognized Component.



UL Recognized Component for Canada.

UL 294 UL Listed for Access Control Systems Units (Access).

UL 603 UL Listed Power Supplies for use with Burglar-Alarm Systems (Burglar).

UL 864 UL Listed Control Units for Fire Protective Signaling Systems (Fire).

UL 1012 UL Listed Specialty Power Supply.

UL 1069 UL Listed Hospital Signaling and Nurse Call Equipment (Nurse Call).

UL 1481 UL Listed Power Supplies for Fire Protective Signaling Systems (Fire).

UL 2044 UL Listed Commercial Closed-Circuit Television Equipment (CCTV/Surveillance).

UL 60950-1 UL Listed for Information Technology Equipment.

cUL Listed CSA Standard C22.2 No.1-98, Audio, Video and Similar Equipment (CCTV/Surveillance).
CSA Standard C22.2 No.205-M1983, Signal Equipment (Access).

CAN/ULC-S527-99 Control units for Fire Alarm Systems.

ULC-S318-96 Power Supplies for Burglar Alarm Systems. Also suitable for Access Control (Burglar/Access).

ULC-S319-05 Electronic Access Control Systems.



C-Tick Approved.



CSFM - California State Fire Marshal Approved.



FM - Factory Mutual Approved.

LIFETIME WARRANTY

Altronix Corporation warrants to the original purchaser that all products shall be free from defects in material or workmanship at time of shipment. Our obligation under this warranty is limited to the repair or replacement of any of our products, providing said products are used within the specified ratings and applied in accordance with good engineering practice, and providing said products are proved by our examination to be defective and returned to us transportation prepaid. This warranty shall constitute the fulfillment of Altronix's liability, and Altronix shall not be liable for any consequential damage. This warranty does not extend to any of our products which have been subject to misuse, neglect, accident, improper application or installation, nor shall it extend to material which has been altered or repaired outside the factory. This warranty is in lieu of all other warranties expressed or implied. Enclosures, batteries and transformers are not covered under this warranty.

Note: Altronix reserves the right to make changes to any products without prior notice in order to improve reliability, function, design, or accuracy.

219

Altronix will modify, custom design and manufacture products to meet your specifications. Please contact us for a quote.

For detailed specifications on the complete line of Altronix products, please visit our website: altronix.com.

PRODUCT GUIDE



Global Headquarters – 140 58th Street | Brooklyn, NY 11220, USA
info@altronix.com | altronix.com | 718.567.8181